

19 December 2023



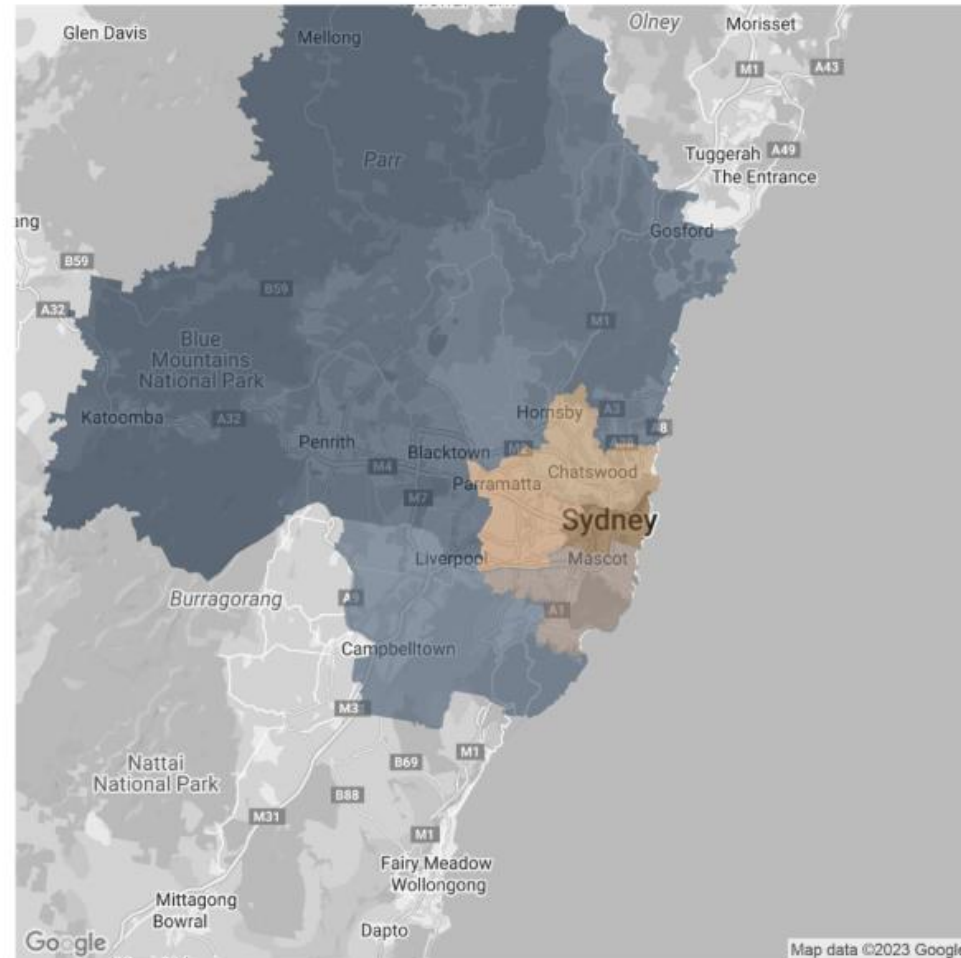
Sydney energy attitudes and sentiments

Prepared by the RedBridge Group



METHODOLOGY

Sampling region
Sydney metropolitan area



Sample collected per region

Inner and middle suburbs



Outer suburbs



Weighted Sample

N = 2,014.

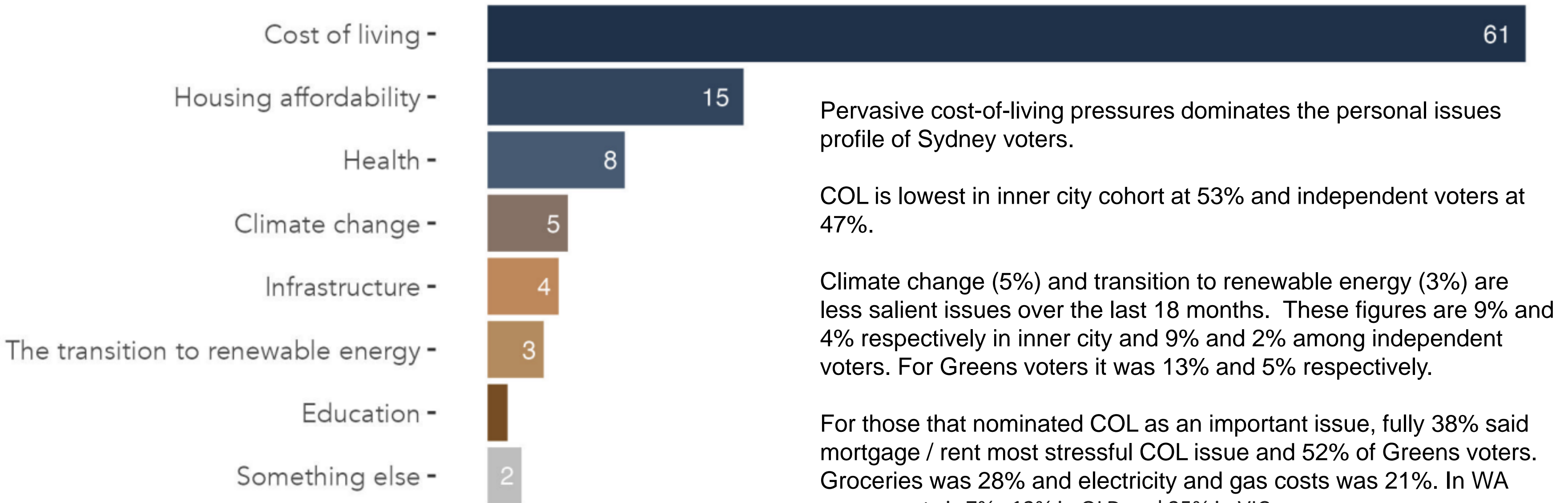
Sample weighted to fill quotas based on age, gender, education, vote at the 2022 federal election and location by AEC defined region.

The efficiency of the weighting was 89% providing an effective sample size of 1,801.

Fieldwork conducted between 21 November and 4 December 2023.

PERSONAL ISSUES PROFILE

The most important issues for the NSW Government to focus on right now according to voters in the Sydney metropolitan area



Pervasive cost-of-living pressures dominates the personal issues profile of Sydney voters.

COL is lowest in inner city cohort at 53% and independent voters at 47%.

Climate change (5%) and transition to renewable energy (3%) are less salient issues over the last 18 months. These figures are 9% and 4% respectively in inner city and 9% and 2% among independent voters. For Greens voters it was 13% and 5% respectively.

For those that nominated COL as an important issue, fully 38% said mortgage / rent most stressful COL issue and 52% of Greens voters. Groceries was 28% and electricity and gas costs was 21%. In WA energy costs is 7% , 12% in QLD and 25% in VIC.

Electricity and gas prices mostly consistent across all cohorts but peaking at 36% amongst those aged 65+.

PERVADING CONCERNS ABOUT ENERGY RELIABILITY

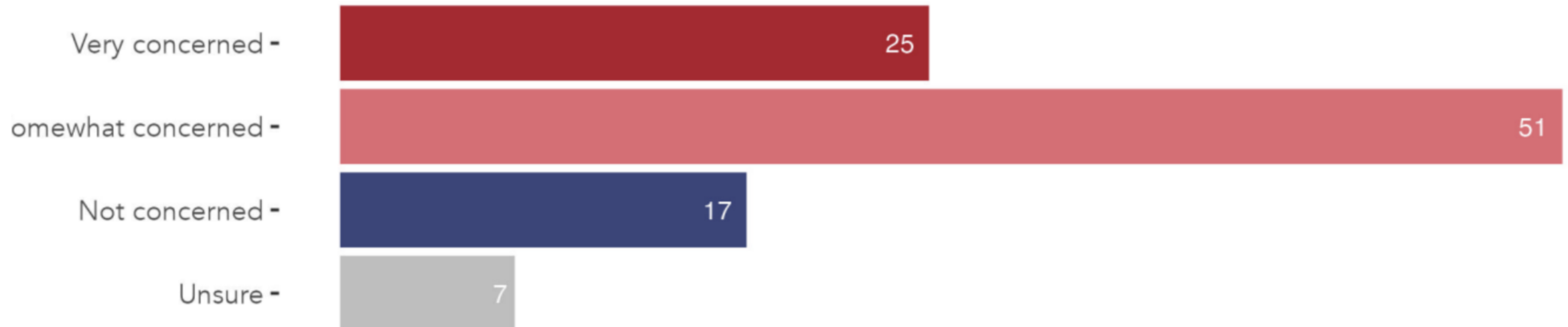
Total 76% concerned about energy reliability consistent across most cohorts.

Fully 64% (24% very likely and 40% somewhat likely) think NSW will experience blackouts from energy shortages in the next 3 to 5 years. Greens voters 51%, independent voters 68% and inner city voters 49%. 75% of those aged over 65 think likely.

Concern about Victoria's energy reliability:

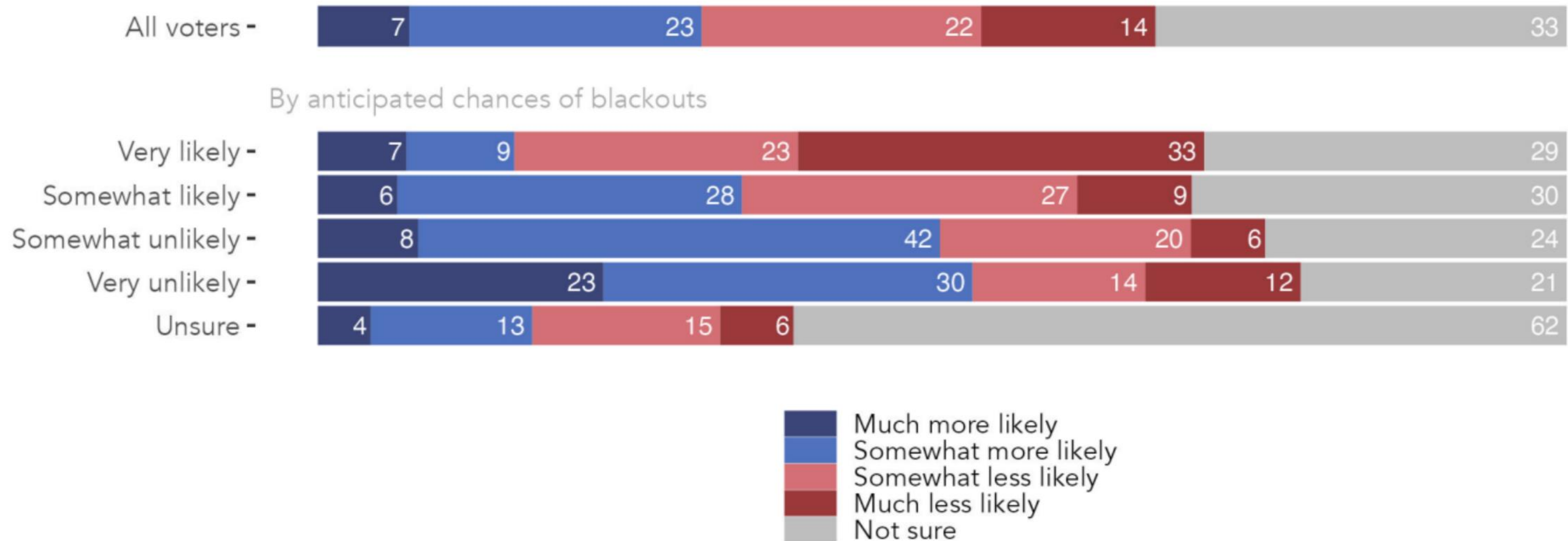
33% very concerned + 47% somewhat concerned = 80% total concerned.

Concern about the reliability of the NSW electricity system



CONTESTABLE VIEWS ON ALL-ELECTRIC

Do the perceived chances of blackouts make Sydney voters more or less likely to transition their homes to all-electric?



ENERGY IS MOSTLY SEEN AS A FEDERAL PROBLEM

Who is most responsible for the reliability and affordability of the energy system




Figure 15: Share of Sydney voters who say each of is the most responsible for the reliability and affordability of the energy system.

'DON'T PUT ALL ENERGY EGGS IN THE ONE BASKET'

85% agree NSW needs a mix of energy sources – similar sentiments to other states tested. Amongst independent voters this figure is 89%.

In inner city it is also 80% with 33% strongly agree and 47% agree. Of those earning more than \$2,000 and \$3,000 a week that figure is 89% and 88% respectively.

VIC: 47% strongly support + 40% support = 87%. Greens 71% total support.

NSW needs a mix of energy sources, including solar, wind and gas



STRONG AGREEMENT ON ROLE OF GAS IN TRANSITION

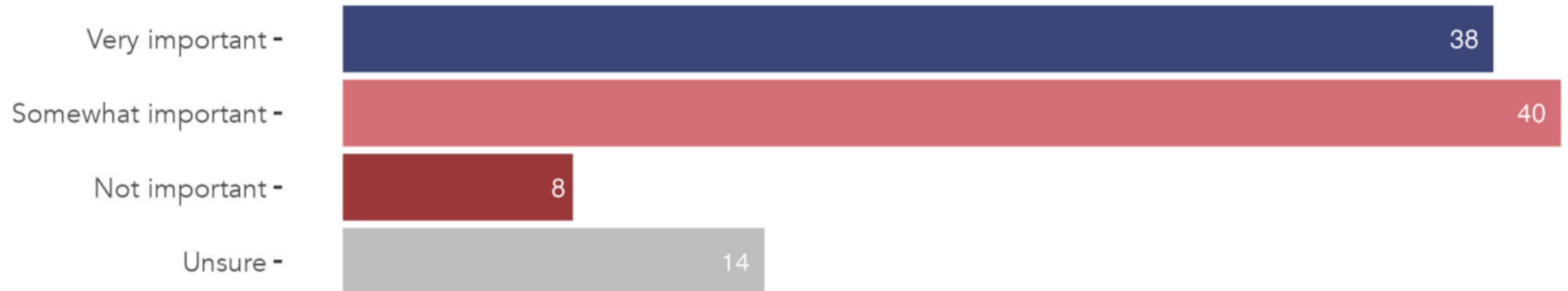
78% agree that natural gas has a role to play in the transition to renewable energy. Labor voters agreement stronger at 79%. Agreement at 74% and 73% among Greens and independent voters respectively.

Support is 82% among those who say they earn enough to meet expenses but not save and 81% in the inner west and inner north, 83% amongst men and 82% amongst 18-24's.

VIC: 39% strongly support + 38% support = 77%

Greens: 25% strongly support + 40% support = 60%

The importance of natural gas to Australia's renewable energy transition



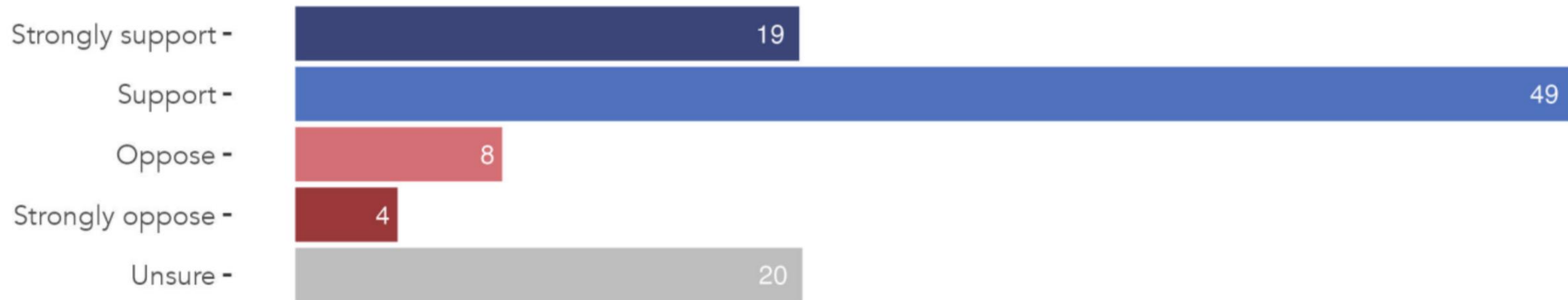
STRONG SUPPORT FOR NEW GAS PROJECTS

Fully 78% support new gas projects that aid expansion of renewable energy.

57% of Green voters support the proposition (12% strongly support and 45% support) and 63% of independent voters (15% and 48% respectively). 71% of Labor voters support as well as 71% of voters aged 18-24. 75% of those earning between \$2,000 and \$2,999 a week support.

61% of Victorians support new gas projects for expansion of renewable energy transition. Only 11% oppose that proposition.

Support for new gas projects that aid the expansion of renewable electricity



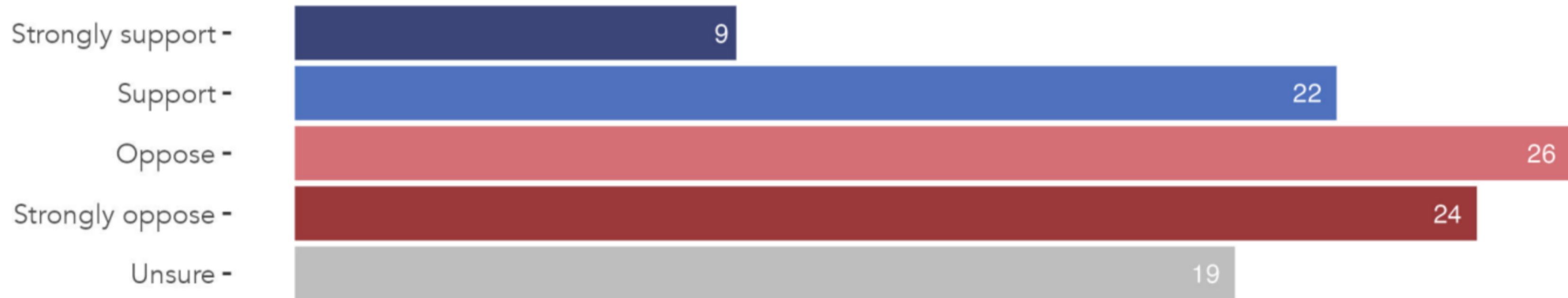
50% OPPOSE PHASE OUT OF EXISTING GAS CONNECTIONS

31% support phase out of gas connections in existing, but 50% oppose it. 19% contestable. 66% of Liberal voters oppose, as do 56% of independent voters and 26% of Greens voters.

56% of south-west voters oppose as does a majority of home owners and 55% of those earning between \$1,000 and \$1,999 a week.

72% of Victorians oppose any proposal to ban gas connections in all homes. Only 13% support that proposal.

Support for the phase-out of gas connections in existing homes

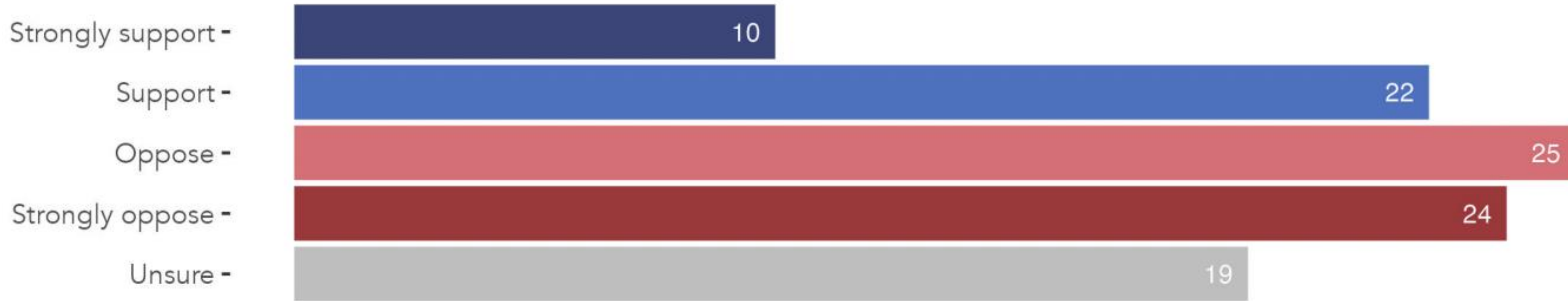


SIMILAR ATTITUDES FOR NEW HOMES

32% support ban of gas connections in new homes and 49% oppose it. 19% contestable.

51% of Greens voters support ban as does 33% of independent voters and 39% of those earning over \$3,000 a week.

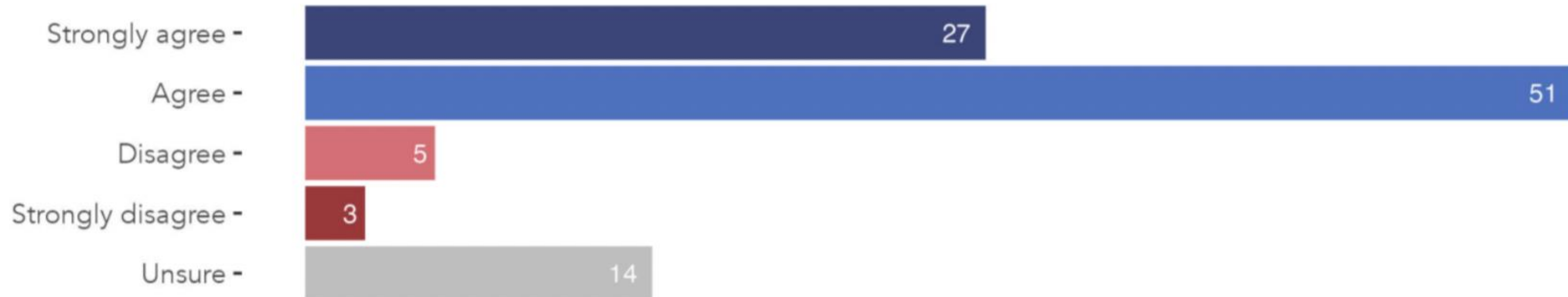
Support for a ban on all new homes connecting to gas in Sydney



STRONG SUPPORT FOR CHOICE OF RENEWABLES

78% of voters support **choice** of renewable gas options and negligible disagreement. 78% of Greens voters, 77% of independent voters and 80% of inner west voters also support choice.

Should residents of New South Wales have a choice of renewable gas options



STRONG REJECTION THAT NET ZERO WILL BE CHEAPER

68% of voters do not believe that the transition to net zero will make energy prices cheaper, just 10% agree. 73% of Greens voters and 85% of independent voters also do not believe net zero will see cheaper energy prices. Peaks at 80% of those earning less than \$1,000.

QLD: 12% yes, 67% no.

WA: 12% yes; 63% no.

Will the transition to net zero make energy prices cheaper?

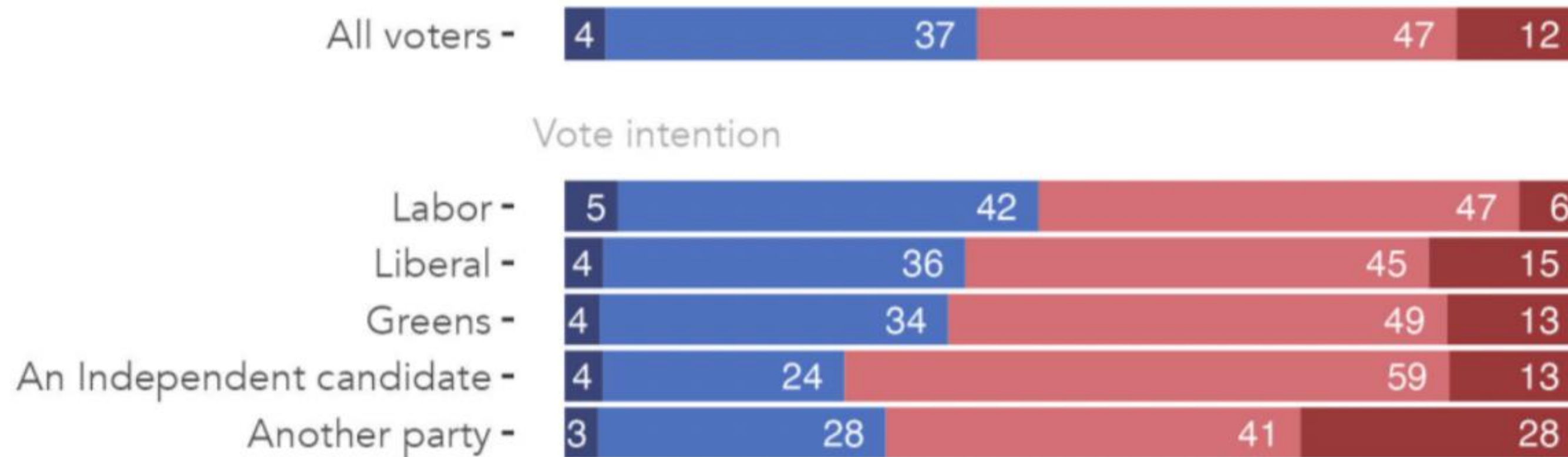


MAJORITY DO NOT THINK NSW WILL HIT TARGETS

41% believe NSW is on target but 59% do not agree.

Similar numbers when asked if NSW is on target to reach net zero greenhouse emissions by 2050.

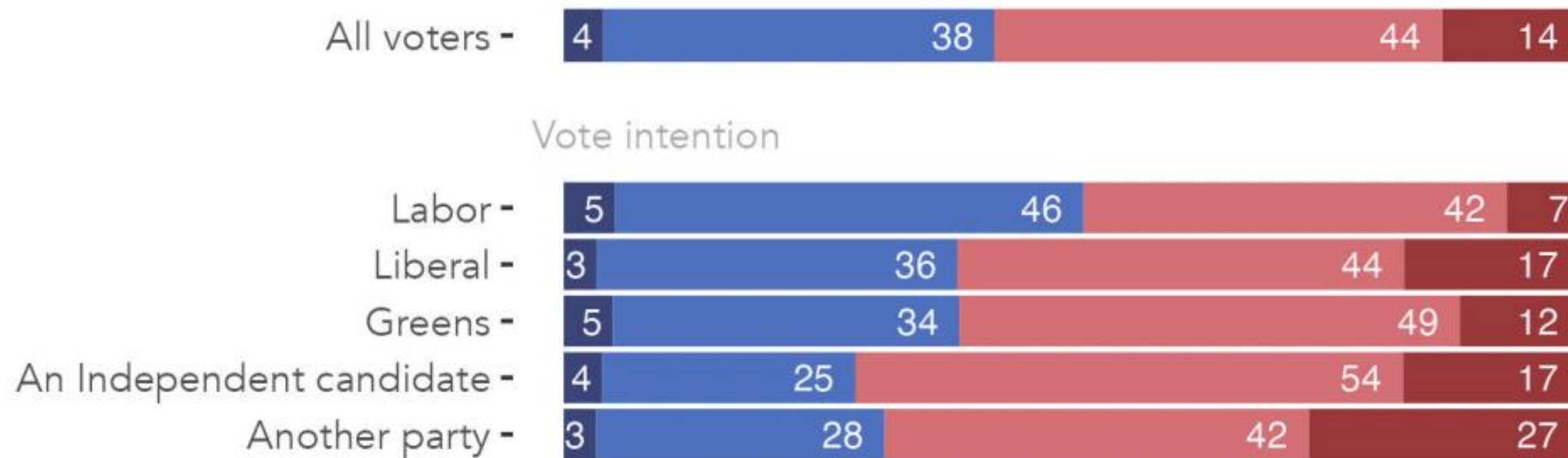
NSW is on target to cut greenhouse gas emissions by at least 50% by 2030



MAJORITY DO NOT THINK AUSTRALIA WILL HIT TARGETS

Similar responses from Sydney voters about Australia reaching its emissions targets. Only a majority of Labor voters and 18-34s agree.

The Australian Government is on target to reduce greenhouse gas emissions to 43 per cent below 2005 levels by 2030



**Thank You For Your
Time**

