

Draft decision

United Energy electricity distribution determination

1 July 2026 – 30 June 2031

Overview

September 2025

© Commonwealth of Australia 2025

This work is copyright. In addition to any use permitted under the *Copyright Act 1968* all material contained within this work is provided under a Creative Commons Attributions 4.0 Australia licence with the exception of:

- the Commonwealth Coat of Arms
- the ACCC and AER logos
- any illustration diagram, photograph or graphic over which the Australian Competition and Consumer Commission does not hold copyright but which may be part of or contained within this publication.

The details of the relevant licence conditions are available on the Creative Commons website as is the full legal code for the CC BY 4.0 AU licence.

Important notice

The information in this publication is for general guidance only. It does not constitute legal or other professional advice. You should seek legal advice or other professional advice in relation to your particular circumstances.

The AER has made every reasonable effort to provide current and accurate information, but it does not warrant or make any guarantees about the accuracy, currency or completeness of information in this publication.

Parties who wish to re-publish or otherwise use the information in this publication should check the information for currency and accuracy prior to publication.

Inquiries about this publication should be addressed to:

Australian Energy Regulator
GPO Box 3131
Canberra ACT 2601
Email: aerinquiry@aer.gov.au
Tel: 1300 585 165

AER reference: AER23008250

Amendment record

Version	Date	Pages
1	30 September 2025	51

Invitation for submissions

United Energy has the opportunity to submit a revised proposal in response to this draft decision by 1 December 2025.

Interested stakeholders are invited to make a submission on both our draft decision and United Energy's revised proposal (once submitted) by Monday, 19 January 2026.

Submissions should be sent to: Vic2026@aer.gov.au and addressed to Dr Kris Funston, Executive General Manager.

Alternatively, you can mail submissions to GPO Box 3131, Canberra ACT 2601.

Submissions should be in Microsoft Word or another text readable document format.

We prefer that all submissions be publicly available to facilitate an informed and transparent consultative process. We will treat submissions as public documents unless otherwise requested.

Parties wishing to submit confidential information should:

1. Clearly identify the information that is the subject of the confidential claim.
2. Provide a non-confidential version of the submission in a form suitable for publication.

All non-confidential submissions will be published on our website.

Pre-determination conference

Your engagement is a valuable input to our determination. We encourage all interested stakeholders to join us at our Pre-determination conference on Tuesday, 14 October 2025.

Details of how to register for this forum are available on our website and through Eventbrite.

List of attachments

This document forms part of the AER’s draft decision on United Energy’s electricity distribution determination for the 2026–31 regulatory control period.

A full list of attachments is provided below.

Overview

- 1) Annual revenue requirement
- 2) Capital expenditure
- 3) Operating expenditure
- 4) Pass through events
- 5) Efficiency benefit sharing scheme
- 6) Capital expenditure sharing scheme
- 7) Service target performance incentive scheme
- 8) Demand management incentive scheme and Demand management innovation allowance mechanism
- 9) Customer service incentive scheme
- 10) Victorian F-factor incentive scheme
- 11) Classification of services
- 12) Control mechanisms
- 13) Tariff structure statement
- 14) Alternative control services
- 15) Metering Services
- 16) Connection policy
- 17) Negotiated services framework and criteria

Executive summary

The Australian Energy Regulator (AER) is responsible for the economic regulation of electricity distribution and transmission systems in all states and territories except Western Australia.

We exist to ensure energy consumers are better off, now and in the future. We focus on ensuring a secure, reliable, and affordable energy future for Australia as we transition to net zero emissions.

A regulated electricity distribution network service provider (DNSP) must periodically apply to us to determine the maximum allowed revenue it can recover from consumers for using its network.

On 31 January 2025, we received regulatory proposals from 5 Victorian DNSPs for the period 1 July 2026 to 30 June 2031 (2026–31 period).

This is our draft decision for United Energy Distribution PTY LTD [ABN 70 064 651 029] (United Energy), for the period 1 July 2026 to 30 June 2031 (2026–31 period). It is predicated on a series of constituent decisions summarised in section 5 of this Overview.¹

The regulatory framework guides our decisions in the long term interests of consumers

The National Electricity Law (NEL) and National Electricity Rules (NER) provide the regulatory framework under which we determine the revenue requirement for distribution and transmission businesses.

We must make our decision in a manner that will, or is likely to, deliver efficient outcomes in terms of the price, quality, safety, reliability and security of electricity supply that will benefit consumers in the long term.

Our decision must also consider targets for reducing Australia's greenhouse gas emissions, as required under the National Electricity Objective (NEO).

When we undertake our assessments, we consider whether we are satisfied that the proposed expenditure by the DNSP reasonably reflects prudent and efficient costs and a realistic expectation of future network demand and cost inputs.

Consumer support is an important part of this assessment. However, even where it is possible to say that a proposal is reflective of consumer views and preferences, this does not displace the AER's role in carefully testing and assessing the prudence and efficiency of proposed expenditure. Submissions have emphasised the importance of this scrutiny in ensuring desired outcomes are delivered at the lowest sustainable cost.²

To do this we scrutinise the DNSP's proposed business cases and supporting information, consider advice from our expert consultants, and apply our various analytical tools, such as

¹ NER, cl. 6.12.1

² Hon Lily D'Ambrosio MP - *Submission - Victorian electricity distribution proposals 2026-31 - June 2025*; Origin Energy - *Submission - Victorian electricity distribution proposals 2026-31 - May 2025*.

the replacement capital expenditure (repex) model and economic benchmarking for operating expenditure.

In addition, we are informed by stakeholder submissions and consumer preferences and priorities elicited through the DNSP's consumer engagement processes, and from our own Consumer Challenge Panel.

We are focused on efficient investment to deliver a safe, reliable and resilient network that meets consumer needs

The central component of United Energy's proposal is the revenue that it recovers from consumers over the 2026-31 period. We have assessed this by considering the constituent components of United Energy's proposal, including capital expenditure (capex), operating expenditure (opex) and the tariff structure statement (TSS) to ensure it complies with the NER.

United Energy put forward its proposal at a time when network costs are rising across the National Energy Market (NEM), driven by a range of factors that affect reliability, security, and safety. The network is getting older, input costs are rising, digitalisation is increasing the risk of cyber-attacks, and the system is adapting to climate change, more rooftop solar, batteries, electric vehicle charging and large, new loads such as data centres.

On top of that, broader economic pressures like higher interest rates and inflation are also pushing costs up compared with the last 5-year period.

In Victoria, the energy market is undergoing a complex transition. Emissions reduction targets and the transition to net zero, now reflected in the NEO, are driving changes in household and commercial energy use. An increasing number of consumers are responding to incentives to move away from gas appliances, and the electricity grid is now a two-way system as rooftop solar and batteries play a larger role in supply and demand.

These shifts are changing the way consumers are seeking to use electricity, and their expectations of electricity distribution networks. In turn, they are impacting how United Energy and other electricity distribution networks operate and invest in their networks.

At the same time, recent severe weather events have put resilience in the spotlight. Many Victorian consumers experienced extended outages. Victorian government reviews into electricity distribution network resilience, outage planning and operational responses have made several recommendations. Regional reliability and differences in performance between and within networks are also front of mind for many – equally important both in terms of service levels and access to the opportunities the transition provides.

Safety and reliability are enshrined in the NEO and are key components of our decision making. We expect DNSPs to submit proposals that meet their obligations in these areas in a way that is prudent and efficient. Our draft decision underscores the need for United Energy to do further work to ensure capex and opex proposals meet these objectives.

Network utilisation is in the mid-to-high range in Victoria compared with elsewhere in the NEM. However, we want to see a commitment by networks towards network pricing structures aimed at reducing the amount of network investment required to provide sufficient network capacity and stability during peak demand and export periods.

We encourage network businesses to utilise the revenue determination process to propose tariff design, incentive structures and efficient and prudent expenditure that contributes to achieving the NEO.

A DNSP's revenue proposal must have robust demand forecasts and clear evidence for increased investment in network augmentation in the 2026-31 period. We expect to see business cases that are well supported by analysis.

As any new network infrastructure will be paid for by consumers, it is important that businesses effectively utilise their existing infrastructure for distribution services, looking for non-network solutions and avoiding any unnecessary future infrastructure investment.

This is the challenging environment in which United Energy has put forward its forecast plans and revenues for the upcoming regulatory control period. This draft decision sets out our assessment of United Energy's proposal and the further work we now encourage it to undertake in its revised proposal to achieve the best possible outcomes for consumers.

Our draft decision

Our draft decision allows United Energy to recover \$2,785.7 million (\$nominal, smoothed) in revenue from consumers in the upcoming 2026–31 period. This is \$234.9 million (or 7.8%) less than the \$3,020.7 million that United Energy proposed. It is \$648.9 million (or 30.4%) higher than the revenue we approved for United Energy in the current, 2021–26 period.³

Market factors, specifically rising inflation and interest rates, are driving higher revenues. In this draft decision we estimate 45% of the increase in revenue from period to period can be attributed to these external factors.

Our draft decision differs from United Energy's proposal in our assessment of the prudent and efficient capex and opex it will require in 2026–31 to continue to operate its network, and meet expected demand for its services, in accordance with its regulatory obligations. Based on the information before us, we are not satisfied that the magnitude of increases in expenditure United Energy has proposed are in line with prudent and efficient decision making. Our draft decision identifies areas in which further work by United Energy is needed to ensure its expenditure proposals meet these objectives. Our draft decisions on forecast expenditure are therefore subject to further supporting information being provided.

In this draft decision, we have not accepted United Energy's proposed net capex of \$1,399.3 million (\$2025–26) and have substituted it with an alternative estimate of \$1,045.7 million (a 25.3% reduction). We have accepted prudent and efficient expenditure for a number of projects in United Energy's proposal, including property, fleet, cyber security and community resilience capex.

In other areas, however, we found that United Energy's proposal provided insufficient evidence, lacked cost benefit analysis, and was impacted by material data errors that reduced our confidence in its forecasts. This was the case across a range of replacement expenditure programs such as poles, underground cables and distribution transformers. Concerns with inputs to and assumptions in United Energy's proposed augmentation

³ In \$2025–26 terms this is \$167.8 million (or 6.9%) higher than the revenue we approved for United Energy.

expenditure have also led us to include lower forecasts for this program even where we have accepted United Energy’s demand forecasts.

For instance, we acknowledge the need for resilience-related expenditure especially for networks that can be impacted by extreme weather events and found that most of United Energy’s resilience investments are prudent. However, its proposal did not include sufficient evidence that its proposed solutions were efficient and likely to result in achieving the greatest net benefit to consumers.

Our draft decision does not accept United Energy’s \$990.8 million (\$2025–26) opex forecast and has substituted it with an alternative estimate of \$861.8 million (a 13.0% reduction). This is in part due to our adoption of a lower forecast of output growth. Our draft decision also includes lower estimates of efficient opex for some of United Energy’s proposed step changes. While we consider these step changes to be prudent, we are not satisfied that the amounts United Energy has proposed reflect an efficient level of expenditure.

The greatest difference between our alternative opex forecast and United Energy’s proposal is that we have not included its proposed vegetation management step change. We accept that United Energy’s forecast opex must provide for the efficient cost of complying with its line clearance obligations. United Energy has made substantial progress in addressing vegetation management compliance issues over the last 2 years. While United Energy should continue to improve its vegetation management practices, the evidence provided does not establish the need for a further step up in expenditure beyond that already provided in its total base opex and the rate of change in order to comply with regulatory obligations in the 2026–31 period. Our draft decision on this step change is a placeholder, and we expect United Energy to take this opportunity to consider our feedback, and account for updated base year expenditure and the current status of its cutting program when considering its revised proposal.

In looking beyond expenditure based solutions for the 2026-31 period, we encourage United Energy to do more to integrate its tariff strategy into its proposal. That is, it should include in its broader proposal (for example its forecast demand and proposed expenditure), further consideration of small consumers responding to the incentives for behaviour change provided by its tariffs.

United Energy’s proposed TSS makes some progress on sending cost reflective price signals through retailers to shift usage out of peak times and into low-cost periods of the day. This includes proposing a solar soak (very low priced) period in the middle of the day for residential consumers. However, United Energy assumed limited consumer response to its small customer tariffs in its demand forecasts (other than, for example, responses implicit through the Australian Energy Market Operator’s (AEMO) electric vehicle charging forecasts). We are therefore not convinced that United Energy has done all it can to utilise tariffs to encourage efficient use of the network.

It is imperative for United Energy to use all the levers available to it, particularly tariffs, to optimise network utilisation. We consider that United Energy should engage further with stakeholders, including with retailers, to encourage take up of cost reflective tariffs and improve understanding of how tariff reform can complement (or mitigate) its proposed expenditure. It should look to develop tariff trials aimed at managing flexible load and improve its long-run marginal cost calculations.

United Energy also has a role to play in enabling and supporting the roll out of new technologies, including kerbside electric vehicle (EV) charging. While most EV charging occurs at home, kerbside AC chargers are seen by many stakeholders as a practical and cost-effective solution for high-density areas without off-street parking, offering convenience similar to home charging, and avoiding major grid upgrades. Third-party interest in using DNSP-owned infrastructure as a host for non-DNSP equipment is growing, and kerbside power poles owned by DNSPs have been identified as a potential host location for commercially provided EV charging infrastructure that will allow off peak charging of vehicles near the home. Commercial proponents of kerbside EV charging infrastructure are seeking to rent the use of DNSPs' kerbside poles for this purpose. Our draft decision is to classify a new, negotiated distribution asset rental service to support negotiation of access to Victorian DNSPs' kerbside poles for that purpose on terms that are fair, reasonable and cost reflective.

In this Overview and the accompanying detailed attachments, we have set out the assessment approaches applied, and enquiries made as part of our review which enabled us to arrive at this draft decision. This draft decision is the mid-point in our assessment of United Energy's proposal. United Energy can respond in a revised proposal that incorporates the substance of the changes required by, and addresses matters raised in, this draft decision.

Contents

Invitation for submissions	iii
Pre-determination conference.....	iii
List of attachments	iv
Executive summary	v
1 Our draft decision	1
1.1 What is driving revenue?	1
1.2 Expected impact of our draft decision on electricity bills	4
1.3 Consumer engagement.....	7
2 Key components of our draft decision on revenue	9
2.1 Regulatory asset base	10
2.2 Rate of return and value of imputation credits	12
2.3 Regulatory depreciation (return of capital).....	15
2.4 Capital expenditure	16
2.5 Operating expenditure.....	20
2.6 Corporate income tax.....	22
2.7 Revenue adjustments	22
2.8 Uncertainty mechanisms	23
3 Incentive schemes	25
4 Network pricing	27
4.1 Control mechanisms for standard and alternative control services	28
4.2 Tariff structure statement	29
4.3 Alternative control services	32
5 Constituent decisions	34
6 List of submissions	39
7 Shortened forms	40

1 Our draft decision

Our draft decision allows United Energy to recover total revenue of \$2,785.7 million (\$ nominal, smoothed) from consumers from 1 July 2026 to 30 June 2031. This is \$648.9 million more than United Energy’s allowed revenue in the 2021–26 period in nominal terms. In the sections below, we briefly outline what is driving this increase in United Energy’s revenue.

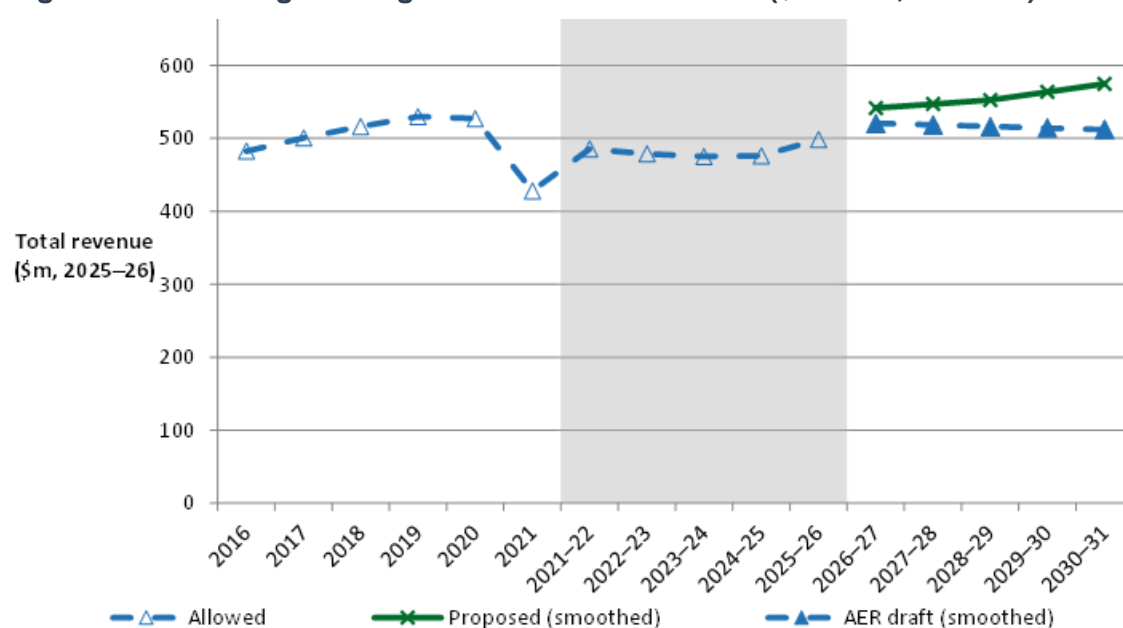
Our draft decision is \$234.9 million lower than United Energy’s proposal of \$3,020.7 million in nominal terms. While slight increases in the rate of return and a small decrease in inflation have had some impact, the largest contributors to this difference are our draft decisions to reduce United Energy’s proposed forecasts of capex and opex (by 25.2% and 13.0%, respectively). This reflects that we are not yet satisfied that all its projected increases are prudent, efficient and reflective of realistic expectations of demand. United Energy will have the opportunity in its revised proposal to address our concerns with its expenditure forecasts and, where it does so, final decision outcomes are likely to be different to those presented here. We discuss this further in section 2.

1.1 What is driving revenue?

Revenue is driven by changes in real costs and inflation. To compare revenue from one period to the next on a like-for-like basis in this section, we use ‘real’ values based on a common year (2025–26) that have been adjusted for the impact of inflation.

In real terms, this draft decision would allow United Energy to recover \$2,582.0 million (\$2025–26, smoothed) from consumers over the 2026–31 period. This is 6.9% higher than our decision for the current (2021–26) period. Changes in United Energy’s revenue over time are shown in Figure 1, along with our draft decision smoothed revenue for the 2026–31 period compared to what United Energy proposed.

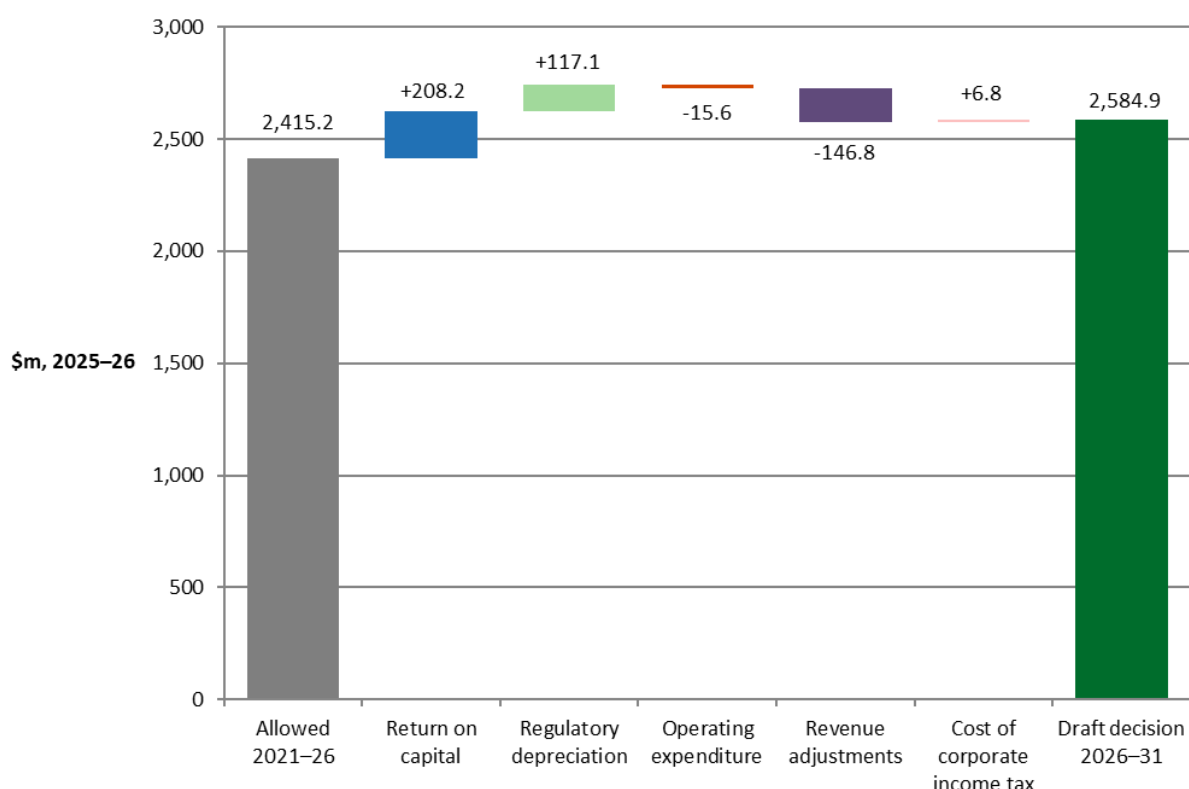
Figure 1 Changes in regulated revenue over time (\$ million, 2025–26)



Source: AER analysis.

In real terms, this draft decision would allow United Energy to recover a total building block revenue of \$2,584.9 million (\$2025–26, unsmoothed) over the 2026–31 period. Figure 2 highlights the key drivers of the change in real terms between the revenue approved for United Energy for the current, 2021–26 period and in this draft decision for the 2026–31 period.

Figure 2 Changes in total revenue between 2021–26 period and 2026–31 period (\$ million, 2025–26 unsmoothed)



Source: AER analysis.

Note: This comparison is based on converting nominal forecast amounts to real dollar terms using lagged consumer price index (CPI).

Our draft decision would provide for higher return on capital (\$208.2 million or 30.2%) and return of capital (regulatory depreciation) (\$117.1 million or 17.4%) than the 2021–26 period. These increases are driven by a combination of growth in United Energy’s RAB over the current 2021–26 period and higher interest rates for the 2026–31 period. Higher actual inflation for the 2021–26 period would also increase United Energy’s return on and of its regulatory asset base (RAB) which, at the start of the 2026–31 period will be higher than anticipated in our last determination.

Our draft decision also includes a higher net tax amount in total revenue, driven by a higher return on equity and a projected increase in capital contributions paid to United Energy by new, large connecting customers to its network compared to the 2021–26 period.

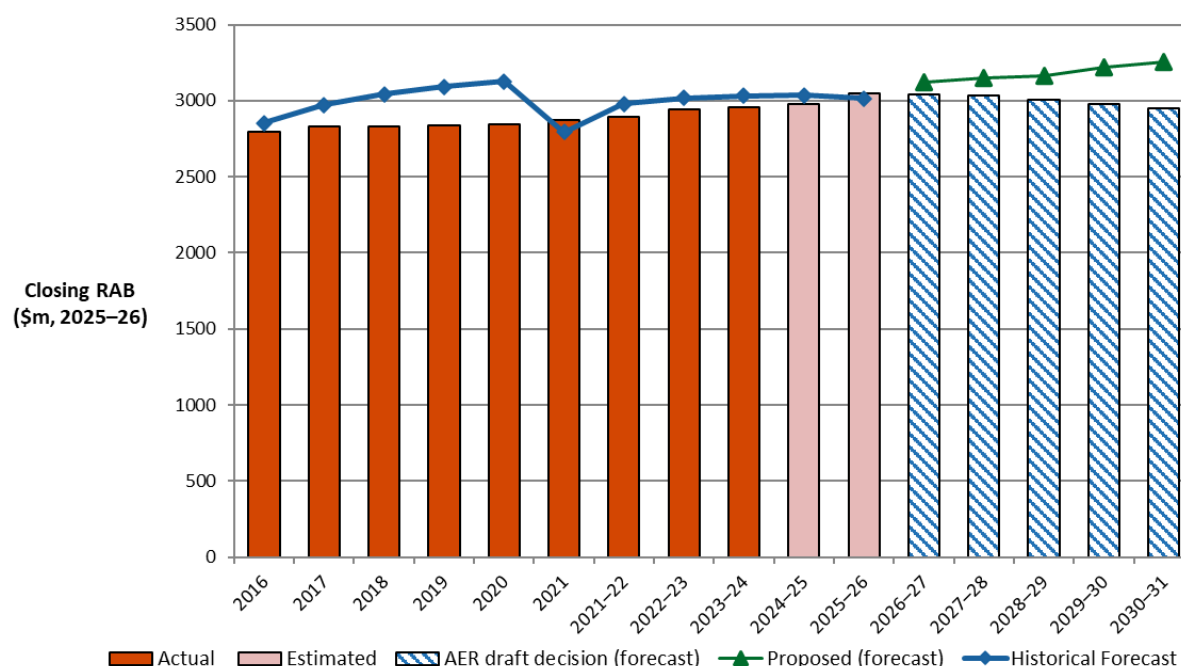
Offsetting these to an extent are our lower forecast opex for 2026–31 relative to the opex forecast we approved in the 2021–26 period. Revenue decrements in 2026–31 for incentive schemes that applied to United Energy’s 2021–26 expenditures have also reduced revenue.

RAB values substantially affect a network businesses’ revenue requirements, and the total costs consumers ultimately pay. We expect RABs to change over time, as capital investment

will depend on the network's age and technology, load characteristics, the levels of new connections and reliability and safety requirements.

As shown in Figure 3, United Energy's RAB has increased in real terms over the 2021–26 period. In the later years of that period United Energy's capex has, and is expected to continue to, exceed the forecast approved in our last determination. This means that its opening RAB at the start of the 2026–31 period is higher than contemplated in our last decision. However, the RAB is projected to decline in the 2026–31 period, reflecting our draft decision to reduce United Energy's proposed forecast capex.

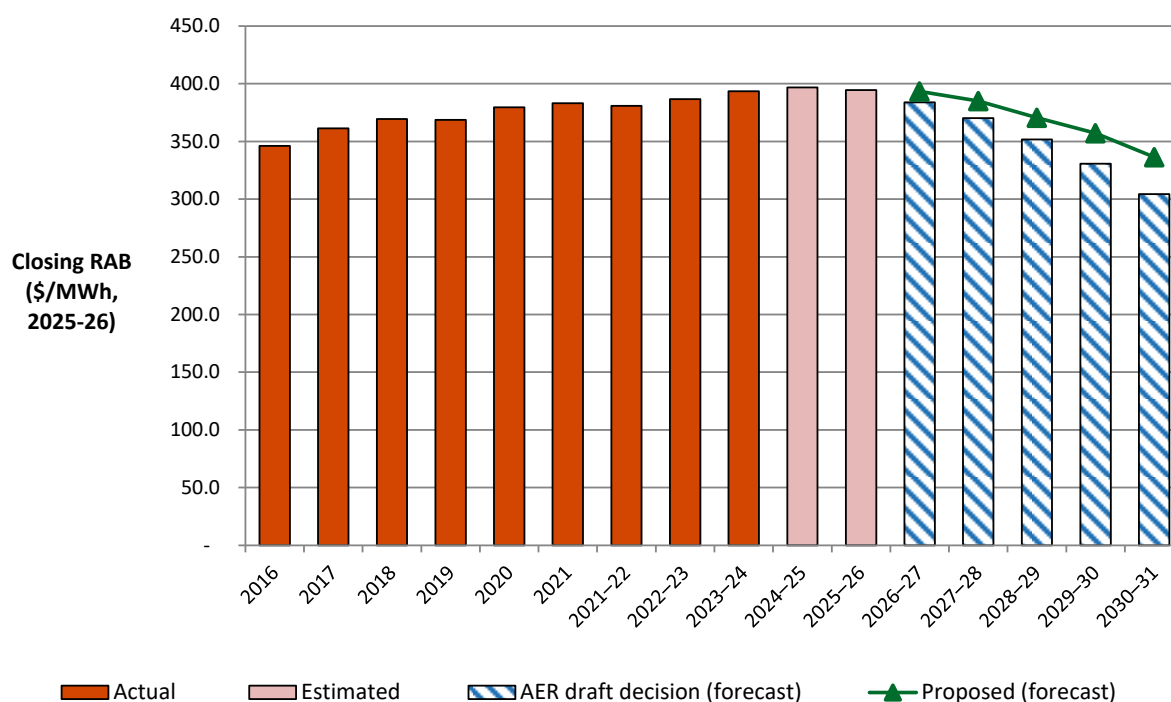
Figure 3 United Energy's RAB value over time (\$ million, 2025–26)



Source: AER analysis.

United Energy's RAB per MWh is forecast to decline significantly over 2026–31 compared to the final year of the 2021–26 period, as can be seen in Figure 4. This is based on United Energy's forecast energy delivered (MWh) and could change depending on the actual volume of energy delivered.

United Energy's RAB per unit of energy consumption measure in real terms has declined from 2024–25 and is projected to decline further over the 2026–31 period. This reflects both consumption growth and a decline in the RAB in real terms from its peak in 2025–26. We consider efficient investment in, and efficient operation and use of electricity services are important to place downward pressure on required capital expenditures and the RAB.

Figure 4 United Energy's RAB per unit of energy consumption over time (\$/MWh, 2025–26)

Source: AER analysis.

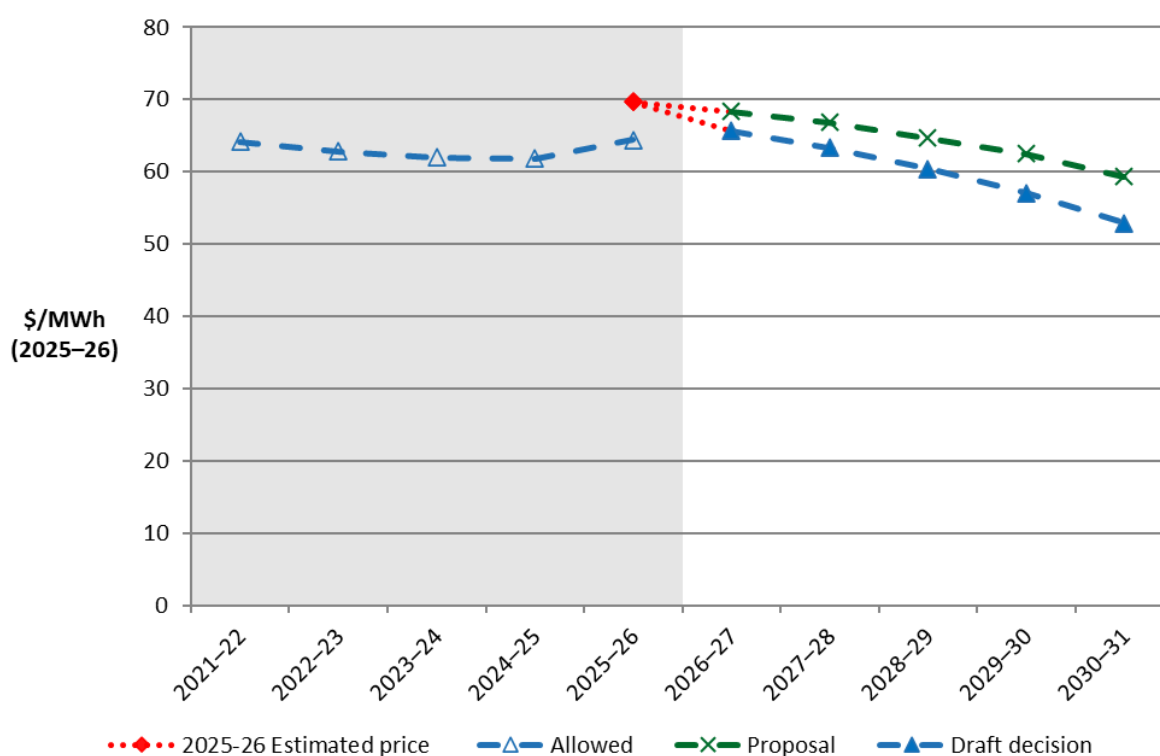
1.2 Expected impact of our draft decision on electricity bills

United Energy recovers its regulated revenue through distribution charges, set annually by reference to the TSS and pricing formulae approved by us as part of this decision.

For illustrative purposes only, we estimate the modelled impact of this draft decision would be a reduction to average distribution charges of around 24.1% in real terms by 2030–31 compared to 2025–26 levels, or an average real decrease of 5.4% per annum.⁴ This estimate is subject to ongoing revenue adjustments and changes in consumer energy consumption in the 2026–31 period. Figure 5 compares this indicative draft decision price path for the 2026–31 period to the 2021–26 period, and what United Energy proposed.

⁴ The average decrease to indicative network charges of 5.4% (\$2025–26) per annum reflects 2 components: 1) The draft decision smoothed revenue average decrease of 1.0% per annum (\$2025–26); and 2) United Energy's proposed forecast energy delivered in its distribution network area, which is expected to increase on average by 4.6% per annum.

Figure 5 Change in indicative distribution charges for 2021–26 to 2026–31 (\$2025–26, \$/MWh)



Source: AER analysis.

Potential bill impact

United Energy's network charges make up around 29% of its residential consumers' electricity bills and 33% of its small business consumers' electricity bills.⁵ Our decision also covers charges for revenue-capped metering services (that form part of alternative control services) and these costs are included in this estimated bill impact analysis. Other components of the electricity supply chain—the cost of purchasing energy from the wholesale market, transmission network charges, environmental schemes and the costs and margins applied by electricity retailers in determining the prices they will charge consumers for supply—also contribute to the prices ultimately paid by consumers.⁶ These sit outside the decision we are making here but will also continue to change throughout the period.

At the time of making this draft decision, we have used placeholder values for certain components of revenue such as the rate of return, expected inflation and some expenditure forecasts. We will make further updates for these values as part of our final decision. It is for this reason that we expect the total expected revenues approved in our final decision and resulting bill impacts to be different to this draft decision.

In nominal terms, which include the effect of expected inflation, this draft decision would be a decrease to the distribution component of consumers' electricity bills. We estimate that the

⁵ Based on Victorian Default Offer, for a small business with a total annual use of 10,000 kWh per year.

⁶ AEMC, *Data Portal*, [Trends in VIC supply chain components 2023/24](#).

modelled impact of our draft decision on the average annual electricity bill for a retail consumer in United Energy’s network area, as it is today, would be:⁷

- a nominal reduction of \$68 (4.3%) by 2030–31, or an average of \$13 per annum for a residential consumer. This reflects:
 - a \$63 reduction for distribution standard control service (SCS) charges
 - a \$6 reduction for metering.
- a nominal reduction of \$157 (4.8%) by 2030–31, or an average of \$31 per annum for a small business consumer. This reflects:
 - a \$151 reduction for distribution SCS charges
 - a \$6 reduction for metering.

For our draft decision, we have adopted United Energy’s proposed forecasts of annual energy throughput to estimate the bill impacts, noting that if the actual energy delivered over the 2026–31 period is lower than forecast, it will result in higher bills, all else being equal, as United Energy is under a revenue cap. We discuss the sensitivity of employing alternative forecasts of energy throughput and its impact on indicative bills below.

Sensitivity of forecast energy delivered on bills

The impact of our draft decision and final decision on consumer bills is likely to change over the 2026–31 period. United Energy forecast the amount of annual energy delivered through its network to increase from 7,726 GWh in 2025–26 to 9,687 GWh in 2030–31, a significant increase of 1,961 GWh, or 25.4% over the period. This is the forecast that has informed the illustrative estimates of tariff and bill impacts in this draft decision. A variance in energy consumption, compared to that forecast by United Energy would lead to bill impacts that are higher or lower than what we have estimated.

Stakeholders have highlighted the degree of uncertainty and risk around the demand forecasts proposed by United Energy, noting that if actual energy delivered over the 2026–31 period is less than forecast, distribution network tariffs and consumer bills would be higher, all else being equal.⁸ This is because United Energy operates under a revenue cap and is therefore entitled to recover the revenue we determine, regardless of the actual energy delivered.

For example, if energy delivered were to increase over the period at 40% of the rate forecast by United Energy, the modelled impact on average annual bills would be:⁹

- a nominal reduction of \$15 (0.9%) by 2030–31 for a residential consumer¹⁰

⁷ Our estimated bill impact is based on the typical annual electricity usage of 4,000 kWh and 10,000 kWh for residential and small business customers in United Energy’s network area, respectively. Essential Services Commission, *Victorian Default Offer 2025–26, Final Decision Paper*, 21 May 2025, p. 5.

⁸ Sensitivity of energy delivered on bills was also discussed in our issues paper. AER, *Issues paper – CitiPower, Powercor and United Energy electricity distribution determination 2026–31*, pp. 8-13, March 2025.

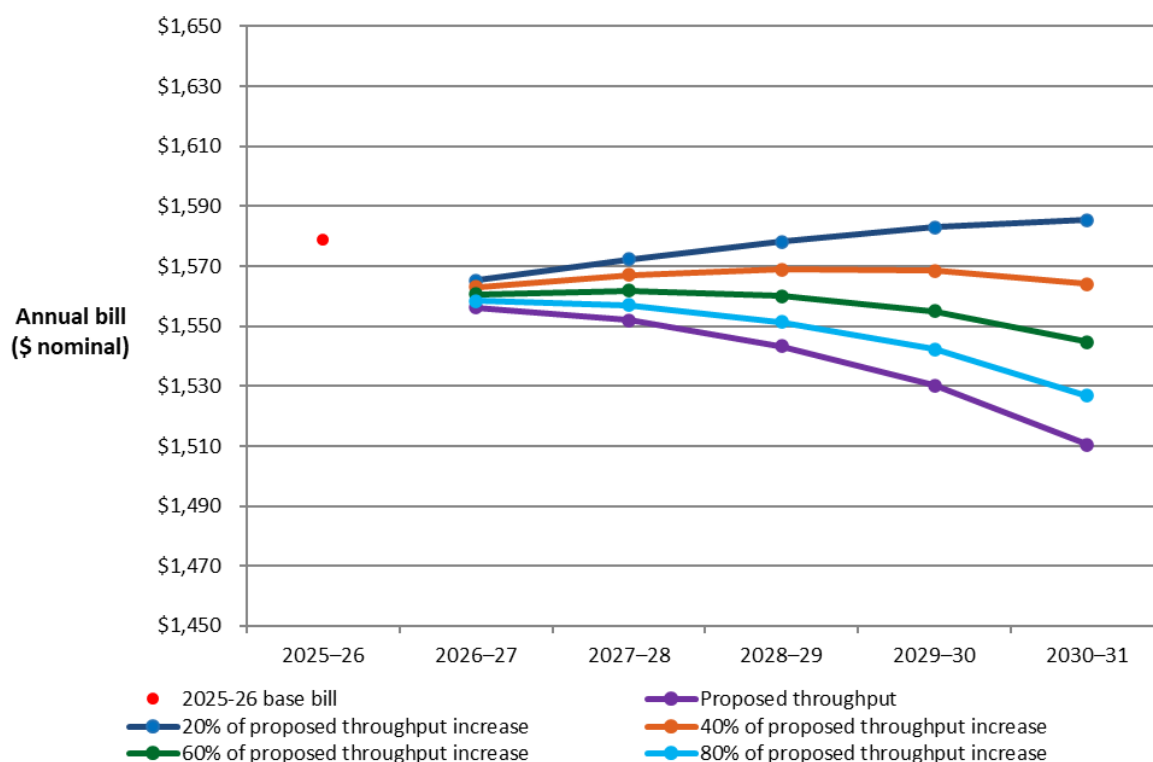
⁹ This would therefore reflect energy throughput of 8,510GWh in 2030–31, or an increase in energy throughput over the period of 10.2% compared to the 25.4% increase proposed by United Energy.

¹⁰ This reflects a reduction of \$9 for distribution SCS, and a reduction of \$6 for metering.

- a nominal reduction of \$28 (0.8%) by 2030–31 for a small business consumer.¹¹

Figure 6 shows the average annual bill for a residential consumer for a range of alternative energy delivered forecasts.

Figure 6 Sensitivity of energy delivered on annual residential bills



Source: AER analysis.

1.3 Consumer engagement

High quality consumer engagement is critical to development of a proposal that supports delivery of services and outcomes that reflect consumers' needs and preferences.

Experience shows that proposals that genuinely reflect consumer preferences, and which also meet our expectations for assessing capex, opex, depreciation and tariff structure statements, are more likely to be largely or wholly accepted at the draft decision stage, creating a more effective and efficient regulatory process for all stakeholders.

United Energy began its engagement for the 2026-31 regulatory period early, keen to learn from feedback relating to engagement on its proposal for the current, 2021-26 period. Its Customer Advisory Panel found much to commend in United Energy's sincerity, its extensive and sustained program of consumer and stakeholder engagement on a range of key issues, and its involvement of diverse consumer groups and other stakeholders.¹²

¹¹ This reflects a reduction of \$22 for distribution SCS, and a reduction of \$6 for metering.

¹² CPU Customer Advisory Panel - Submission - United Energy electricity distribution proposal 2026-31 - April 2025.

Where consumers have been engaged on the outcomes United Energy seeks to achieve, our role is to now carefully assess the prudence and efficiency of the expenditure United Energy has submitted is necessary to deliver them.

The NER require us to consider the extent to which United Energy’s proposed forecasts of opex and capex include expenditure to address the concerns of its end users, as identified by United Energy in the course of its engagement with end users or groups representing them. This is one of several factors to which we must have regard in determining whether the total forecasts of opex and capex United Energy has proposed reasonably reflect prudent and efficient costs and a realistic expectation of future demand and cost inputs.¹³

We have heard that United Energy’s consumers want clear value from their network, and for everyone to have access to the electricity supply they value regardless of where they live or work. They want existing service levels maintained and to stay connected with reliable and safe supply, and a network that is resilient to extreme weather. As the market shifts towards more sustainable energy sources and practices for a cleaner future, consumers want greater energy supply independence and expect United Energy to manage additional capacity requirements on its network and to support electrification at the lowest possible cost. We heard the importance of equitable opportunities to participate in the energy transition, with rural and regional consumers calling for improved service level outcomes to ensure they are not left behind.

United Energy has proposed significant uplifts in capex and opex relative to previous periods. Even where it is possible to say that its proposal is reflective of consumer views and preferences, this does not displace the AER’s role in carefully testing and assessing the prudence and efficiency of proposed expenditure. Submissions have emphasised the importance of this scrutiny in ensuring desired outcomes are delivered at the lowest sustainable cost.¹⁴

Similarly, the effectiveness and outcomes of United Energy’s engagement on its TSS, including its export tariff transition strategy¹⁵, informed our assessment of proposed tariff structures. For example, we have had regard to information exchanged and feedback provided as part of consumer engagement when considering whether the structure of a tariff is reasonably capable of being understood by retail consumers, or of being directly or indirectly incorporated by retailers or intermediaries into contract terms offered to those consumers.¹⁶

¹³ NER, cll. 6.5.6(c), 6.5.7(c)(1).

¹⁴ Hon Lily D'Ambrosio MP - *Submission - Victorian electricity distribution proposals 2026-31* - June 2025; Origin Energy - *Submission - Victorian electricity distribution proposals 2026-31* - May 2025.

¹⁵ NER, cl. 6.8.2(c1)(2).

¹⁶ NER, cl. 6.18.5(i).

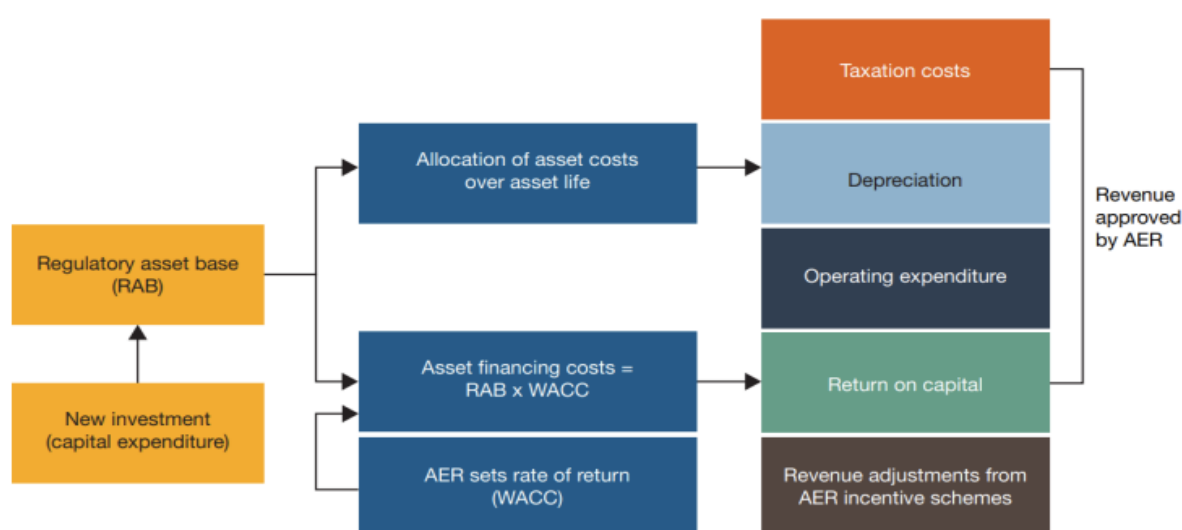
2 Key components of our draft decision on revenue

The foundation of our regulatory approach is a benchmark incentive framework to setting maximum revenues: once regulated revenues are set for a 5-year period, a network that keeps its actual costs below the regulatory forecast of costs retains part of the benefit. This provides an incentive for service providers to become more efficient over time. It delivers benefits to consumers as efficient costs are revealed and drives lower cost benchmarks in subsequent regulatory periods. By only allowing efficient costs in our approved revenues, we promote achievement of the NEO and ensure consumers pay no more than necessary for the safe and reliable delivery of electricity.

Under the NEL and NER, revenue is calculated using a ‘building block’ approach which looks at 5 cost components (see Figure 7):

- return on the RAB – or return on capital, to compensate investors for the opportunity cost of funds invested in this business
- depreciation of the RAB – or return of capital, to return the initial investment cost to investors over time
- forecast opex – the operating, maintenance and other non-capital expenses, incurred in the provision of network services
- revenue increments/decrements – resulting from the application of incentive schemes, such as the EBSS and CESS
- estimated cost of corporate income tax.

Figure 7 The building block model to forecast network revenue



Source: AER.

Revenue smoothing

Our draft decision includes a determination of United Energy's annual revenue requirement (ARR) (unsmoothed revenue) and annual expected revenue (smoothed revenue) across the 2026–31 period. The smoothed revenues we set in this draft decision are the amounts that United Energy will target for its annual pricing purposes and recover from consumers for the provision of SCS for each year of the 2026–31 period.¹⁷

The ARR is the sum of the various building block costs for each year of the regulatory control period, which can be lumpy over the period. To minimise price shocks, revenues are smoothed within a regulatory control period while maintaining the principle of cost recovery under the building block approach. As such, revenue smoothing requires diverting some of the cost recovery to adjacent years within the regulatory control period.

For this draft decision, we have approved lower revenues than United Energy's proposal. This is mainly driven by our reductions to United Energy's forecast capex and opex, and its opening RAB at 1 July 2026. Further reductions to revenues are due to our determinations on incentive scheme outcomes, which impacted the revenue adjustments building block.

Our draft decision allows for higher revenues than those determined in the 2021–26 period for the reasons discussed in section 1.1 of this Overview. In nominal terms, United Energy's unsmoothed revenue for the first year of the 2026–31 period (2026–27) is about 2.9% lower than its approved revenue for the last year of the 2021–26 period (2025–26). It then increases by an average of 3.5% per annum over the remaining 4 years of the period.

We are mindful of the impact this revenue increase over the final 4 years of the period could have on network charges for United Energy's consumers. Consequently, our smoothed revenue profile reduces these increases and passes on the optimal reduction in 2026–27.

Our draft decision smoothed revenue is for an initial revenue reduction of 0.8% (\$ nominal) in 2026–27, followed by constant annual increases of 2.1% for the remaining 4 years (2027–28 to 2030–31). This smoothing profile results in a divergence between smoothed and unsmoothed revenue for 2030–31 of –3%, which is within our preferred range.

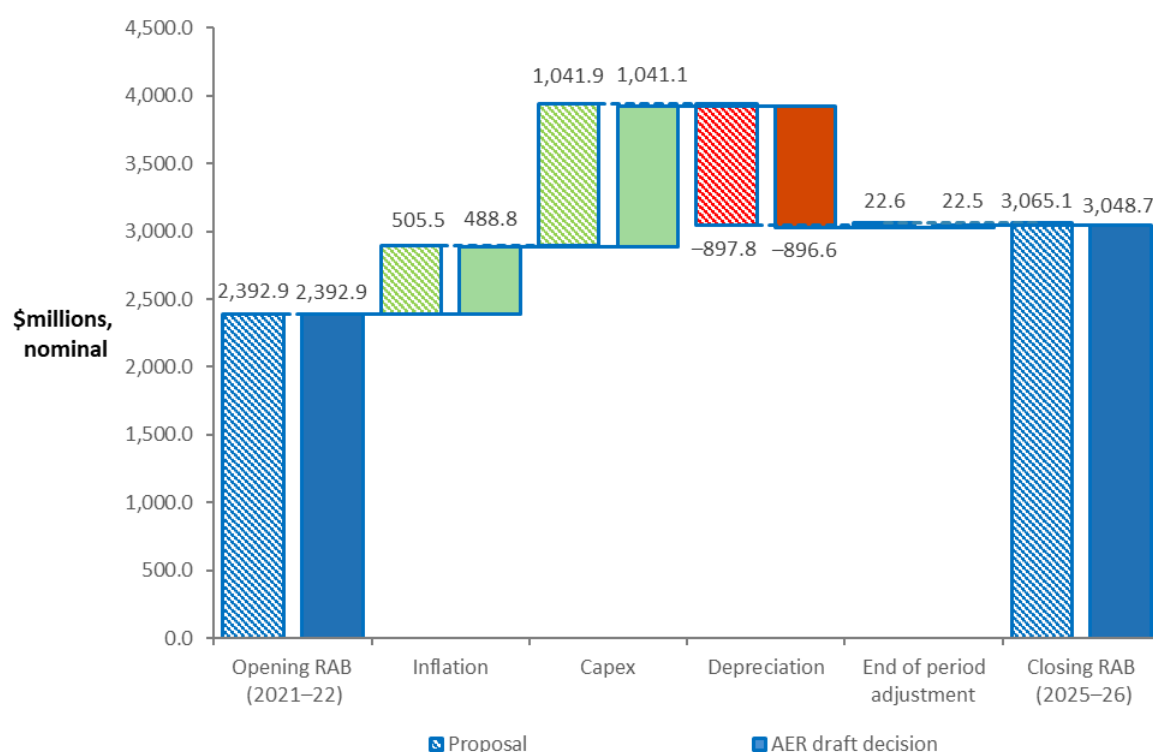
2.1 Regulatory asset base

The RAB accounts for the value of regulated assets over time. To set the revenue for a new regulatory period, we take the opening value of the RAB from the end of the last period and roll it forward year by year by indexing it for inflation, adding new capex and subtracting depreciation and other possible factors (such as disposals). This gives us a closing value for the RAB at the end of each year of the regulatory period. The value of the RAB is used to determine the return on capital and regulatory depreciation building blocks. It substantially impacts United Energy's revenue requirement, and the price consumers ultimately pay. Other things being equal, a higher RAB would increase both the return on capital and regulatory depreciation components of the revenue determination.

¹⁷ Our draft decision expected revenues have not factored in any changes arising from incentive scheme amounts, cost pass throughs or unders/overs reconciliation that usually occur in the annual pricing process to come up with the total allowed revenue.

For this draft decision, we have determined an opening RAB value of \$3,048.7 million (\$ nominal) as at 1 July 2026. This value is \$16.4 million (0.5%) lower than United Energy’s proposed opening RAB value of \$3,065.1 million. This reduction is largely due to the update we made to the consumer price index (CPI) input for 2025–26 to reflect the actual outcome in the roll forward model (RFM). Figure 8 shows the key drivers of change in United Energy’s RAB over the 2021–26 period compared to its proposal.

Figure 8 Key drivers of changes in the RAB over the 2021–26 period – proposal compared with AER’s draft decision (\$ million, nominal)

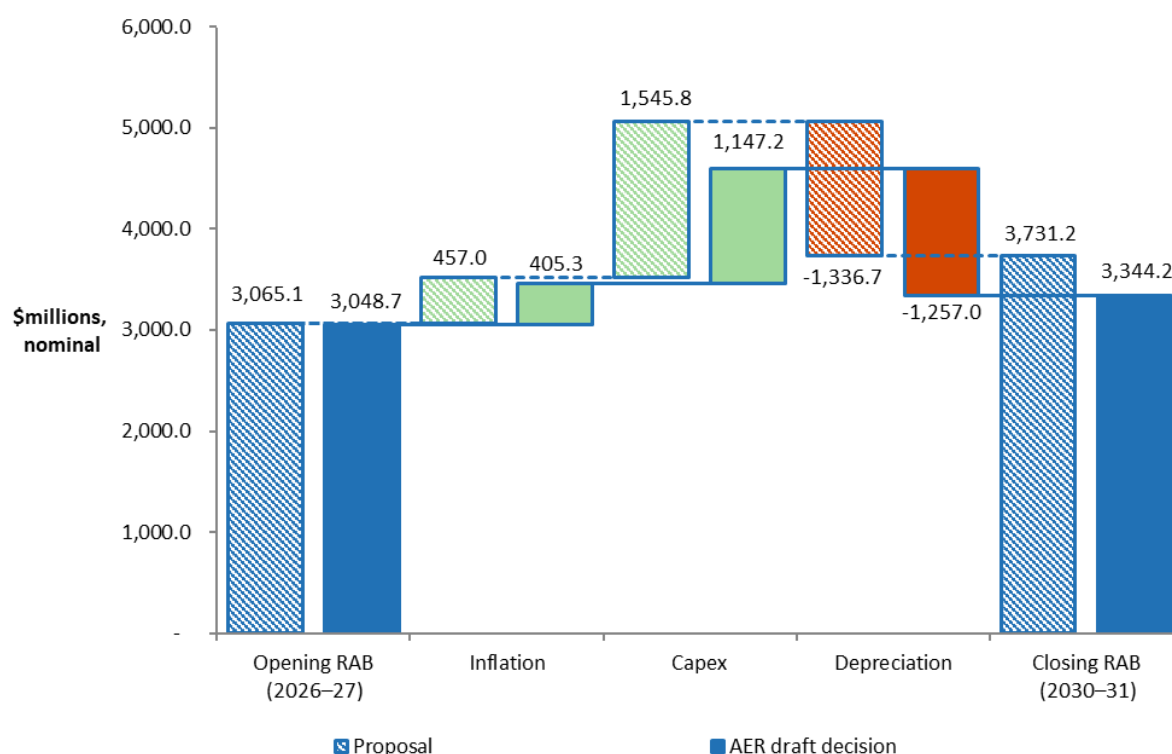


Source: AER analysis.

Note: Capex is net of disposals and capital contributions. It is inclusive of the half-year WACC to account for the timing assumptions in the RFM.

Figure 9 likewise shows the key drivers (\$ nominal) of the change in United Energy’s RAB over the 2026–31 period compared to its proposal. We have determined a projected closing RAB of \$3,344.2 million (\$ nominal) as at 30 June 2031. This is \$387.0 million (10.4%) lower than United Energy’s proposed \$3,731.2 million. This lower value is mainly due to our draft decision to reduce United Energy’s forecast capex (Attachment 2). It also reflects our draft decisions on the opening RAB as at 1 July 2026, the expected inflation (section 2.2) and forecast depreciation (section 2.3).

Figure 9 Key drivers of changes in the RAB over the 2026–31 period – proposal compared with AER’s draft decision (\$ million, nominal)



Source: AER analysis.

2.2 Rate of return and value of imputation credits

The AER’s 2022 Rate of Return Instrument (RORI) sets out the approach we will use to estimate the return on debt, the return on equity and the overall rate of return.¹⁸

The return each business is to receive on its RAB, known as the ‘return on capital’, is a key driver of proposed revenues. We calculate the regulated return on capital by applying a rate of return to the value of the RAB.

We estimate the rate of return by combining the returns of 2 sources of funds for investment: equity and debt. The allowed rate of return provides the business with a return on capital to service the interest rate on its loans and give a return on equity to investors.

The estimate of the rate of return is important for promoting efficient prices in the long-term interests of consumers. If the rate of return is set too low, the network business may not be able to attract sufficient funds to be able to make the required investments in the network and reliability may decline. Conversely, if the rate of return is set too high the network business may seek to spend too much, and consumers will pay inefficiently high prices.

¹⁸ AER, *Rate of Return Instrument (Version 1.2)*, March 2024.

We are required by the NEL and NER to apply the RORI to estimate an allowed rate of return. For this draft decision, we have applied the 2022 RORI.¹⁹

United Energy’s proposal adopted the 2022 RORI.²⁰ The 5.94% (nominal vanilla) rate of return in this draft decision is slightly higher than the 5.84% placeholder in the proposal, reflecting the net effect of a higher risk-free rate and a lower cost of debt.

Our calculated rate of return in Table 1 applies to the first regulatory year of the 2026–31 period. A different rate of return may apply for the remaining years of the period. This is because we will update the return on debt component of the rate of return each year, in accordance with the 2022 RORI, to use a 10-year trailing average portfolio return on debt that is rolled-forward each year. Hence, only 10% of the return on debt is calculated from the most recent averaging period, with 90% from prior periods.

Our draft decision accepts United Energy’s proposed risk-free rate and debt averaging periods because they are consistent with the 2022 RORI.²¹

Table 1 Draft decision on United Energy’s rate of return (nominal)

	AER’s previous decision (2021-26)	United Energy’s proposal (2026–31)	AER’s draft decision (2026–31)	Allowed return over the regulatory control period
Nominal risk-free rate	1.38%	3.96%	4.25% ^a	
Market risk premium	6.10%	6.20%	6.20%	
Equity beta	0.6	0.6	0.6	
Return on equity (nominal post-tax)	5.04%	7.68%	7.97%	Constant (%)
Return on debt (nominal pre-tax)	4.57% ^c	4.62%	4.58% ^b	Updated annually
Gearing	60%	60%	60%	Constant (60%)
Nominal vanilla WACC	4.76% ^c	5.84%	5.94%	Updated annually for return on debt
Expected inflation	2.00%	2.75%	2.55%	Constant (%)

Source: AER analysis; AER, *Final decision – United Energy distribution determination 2021-26 – Attachment 3 – Rate of return*, 30 April 2021, p. 5; United Energy, *MOD 1.08 - Rate of return - Jan2025*, 31 January 2025.

- (a) Calculated using a placeholder averaging period of 20 business days ending 30 June 2025, which will be updated for the final decision.
- (b) Calculated using a placeholder averaging period of 20 business days ending 30 June 2025, which will be updated for the final decision.
- (c) Applied to the first year of the 2021–26 regulatory control period.

¹⁹ AER, *Rate of Return Instrument (Version 1.2)*, March 2024.

²⁰ United Energy, *SCS Revenue and control mechanism*, 31 January 2024, p 5.

²¹ AER, *Rate of return Instrument (version 1.2)*, March 2024, cll 7–8, 23–25.

Debt and equity raising costs

In addition to compensating for the required rate of return on debt and equity, we provide an allowance for the transaction costs associated with raising debt and equity. We include debt raising costs in the opex forecast because these are regular and ongoing costs which are likely to be incurred each time service providers refinance their debt. On the other hand, we include equity raising costs in the capex forecast because these costs are only incurred once and would be associated with funding the particular capital investments. Our approach to forecasting debt and equity raising costs is set out in more detail in our past determinations.²² United Energy has proposed to use our approach to estimate debt and equity raising costs.²³

Our draft decision is to apply a debt raising cost of 8.51 basis points per annum, which has been used to calculate the debt raising costs included in total forecast opex (see section 2.5).

We have updated our estimate for the 2026–31 period based on the benchmark approach using updated inputs. This results in zero equity raising costs.

Imputation credits

Our draft decision applies a value of imputation credits (gamma) of 0.57, as set out in the 2022 ROR.²⁴ United Energy’s proposal also adopted this value.²⁵

Expected inflation

As set out in Table 2, our estimate of expected inflation is 2.55%. It is an estimate of the average annual rate of inflation expected over a 5-year period based on the outcome of our 2020 inflation review.²⁶ United Energy’s proposal also adopted our approach.²⁷

Table 2 Draft decision on United Energy’s forecast inflation (%)

	Year 1	Year 2	Year 3	Year 4	Year 5	Geometric average
Expected inflation	2.60%	2.58%	2.55%	2.53%	2.50%	2.55%

Source: AER Analysis; RBA, *Statement on Monetary Policy*, August 2025, Table 3.1: Detailed Forecast Table. See <https://www.rba.gov.au/publications/smp/2025/aug/outlook.html#table31>.

Our draft decision uses the Reserve Bank of Australia’s (RBA) August 2025 Statement on Monetary Policy (SMP) which contains a consumer price index (CPI) forecast for the year-ending June 2027. This means the first year of the 2026–31 period is based on RBA forecasts and, thereafter, a linear glide-path from year 2 to the mid-point of the RBA’s inflation target band of 2.5% in year 5.

²² AER, *AER - Draft Decision Attachment 3 - Rate of return - Ergon Energy - 2025-30 Distribution revenue proposal*, 23 September 2024, pp. 4-6.

²³ United Energy, *MOD 1.01 - SCS PTRM - Jan2025*, 31 January 2025.

²⁴ AER, *Rate of return Instrument (version 1.2)*, March 2024, cl. 27.

²⁵ United Energy, *SCS Revenue and control mechanism*, 31 January 2025, p. 8.

²⁶ AER, *Final position, Regulatory treatment of inflation*, December 2020.

²⁷ United Energy, *SCS Revenue and control mechanism*, 31 January 2025, p. 6.

Figure 10 isolates the impact of expected inflation from other parts of our draft decision, to illustrate its impact on the return on capital and regulatory depreciation building blocks and the total revenue allowance. Other elements held constant, lower inflation reduces the return on capital but increases regulatory depreciation.

Figure 10 Inflation components in draft decision revenue building blocks (\$million, nominal)



Source: AER analysis

2.3 Regulatory depreciation (return of capital)

Depreciation is a method used in our decision to allocate the cost of an asset over its useful life. It is the amount provided so capital investors recover their investment over the economic life of the asset (otherwise referred to as ‘return of capital’). When determining total revenue, we include an amount for the depreciation of the projected RAB. The regulatory depreciation amount is the net total of the straight-line depreciation less the indexation of the RAB.

Our draft decision determines a regulatory depreciation amount of \$851.7 million (\$ nominal) for the 2026–31 period. This is a reduction of \$28.0 million (3.2%) from United Energy’s proposal of \$879.7 million. This reduction in regulatory depreciation is primarily due to our draft decisions to reduce United Energy’s proposed forecast capex and its opening RAB as at 1 July 2026, which have reduced straight-line depreciation in the 2026–31 period. This reduction is partially offset by our draft decision to apply a lower expected inflation rate for the 2026–31 period, which has reduced the indexation of the RAB.²⁸

²⁸ Since RAB indexation is deducted from straight-line depreciation, the lower RAB indexation results in higher regulatory depreciation all else being equal.

2.4 Capital expenditure

Capital expenditure (the capital costs and expenditure incurred to provide network services) mostly relates to assets with long lives, the costs of which are recovered over several regulatory control periods. Capex is added to United Energy's RAB, which is used to determine the return on capital and return of capital (also known as regulatory depreciation) building block allowances. All else being equal, a higher capex forecast will lead to higher projected RAB value and higher return on capital and regulatory depreciation allowances.

Our draft decision is to not accept United Energy's proposed total forecast capex of \$1,399.3 million (\$2025–26) for the 2026–31 period. Our alternative forecast is \$1,045.7 million, which is 25.3% below United Energy's forecast. Table 3 sets out our draft decision for United Energy's forecast capex by capex category.

Table 3 AER's draft decision by capex category (\$ million, \$2025–26)

Capex category	United Energy's proposal	AER's draft decision	Difference over capex category (\$/%)	
Replacement	520.5	453.3	-67.2	-12.9%
Resilience	30.7	12.8	-17.9	-58.4%
Innovation	9.8	2.1	-7.7	-78.8%
Augmentation	148.6	44.0	-104.6	-70.4%
Connections	97.0	88.8	-8.2	-8.5%
ICT	287.4	242.9	-44.5	-15.5%
Property	17.8	17.8	0.0	0.0%
Fleet	64.4	64.4	0.0	0.0%
CER integration	17.6	14.6	-2.9	-16.8%
Cyber security	19.4	19.4	0.0	0.0%
Non-network capex – other	1.0	1.0	0.0	0.0%
Capitalised overheads	187.0	177.0	-10.1	-5.4%
Total capex (less capital contributions)	1401.1	1138.0	-263.1	-18.8%
less Disposals	-1.8	-1.8	0.0	0.0%
Modelling adjustments		-90.5	-90.5	
Net capex	1399.3	1045.7	-353.6	-25.3%

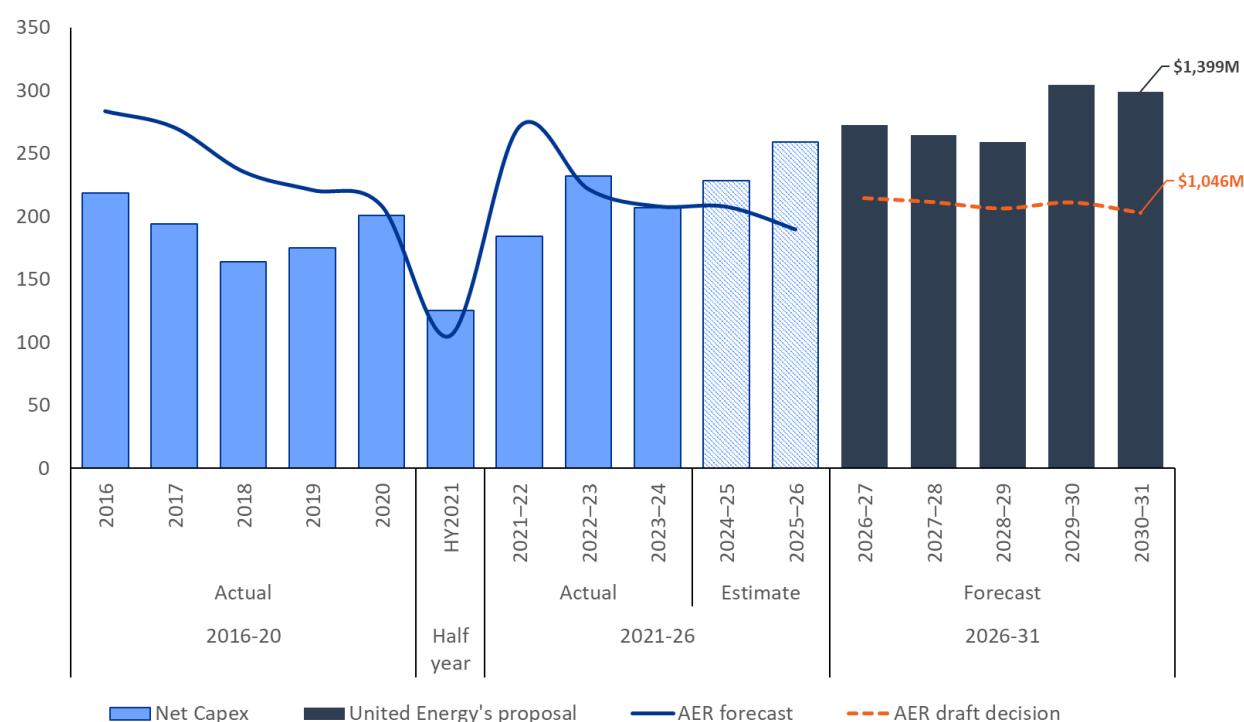
Source: United Energy's initial proposal and AER analysis.

Notes: Numbers may not sum due to rounding. For United Energy's proposal, we re-categorised capex to align with how we assessed each category. We re-categorised \$26.9 million of augex, \$3.4 million of ICT, and \$0.3 million of fleet to resilience. We re-categorised \$19.4 million of ICT to cyber security. We also re-categorised \$5.0 million of repex and \$4.8 million of augex to innovation.

As can be seen in Figure 11, United Energy is forecasting a step up in 2026–31 – a 26.1% increase from its current period spend. In the previous period, United Energy underspent materially. We note that it is expected to overspend in the current period, and has estimated that it will spend the most in the last 2 years of that period. This may trigger an ex-post review in the 2031–36 regulatory determination. However, United Energy incurred total capex below its regulatory forecast for the current ex-post review period (2020 to 2023–24 regulatory years) and on this basis, the overspending requirement for an efficiency review of past capex is not satisfied.

Our alternative forecast, which is a reduction of 25.3% relative to United Energy’s proposed forecast, is 5.8% lower than United Energy’s historical spend.

Figure 11 United Energy’s historical and forecast capex (\$ million, \$2025–26)



Source: United Energy and AER analysis.

Note: Capex is net of asset disposals and capital contributions.

While our alternative forecast is 5.8% below United Energy’s current period actual/estimates, this result is driven by the lumpy and non-recurrent nature of United Energy’s property expenditure. United Energy has proposed a materially lower forecast for property capex for 2026–31 (\$17.8 million) compared to the current period (\$156.2 million).

We have accepted United Energy’s forecast where it has provided sufficient evidence to support its prudence and efficiency. This is the case for its forecast capex for property, fleet, cyber security, other non-network and some aspects of its repex forecast (such as its pole top structures and overhead conductor program).

We have not accepted United Energy’s forecast in full, reducing its total forecast by 25.3%, because we found that it did not provide sufficient quantitative evidence to support the material step up in the forecast. For instance, we acknowledge the need for resilience-related expenditure for networks likely to be impacted by extreme weather events. However, we

have not accepted United Energy's forecast in full. This is because while we found that most of its network investments are prudent, we were not provided with sufficient evidence that its proposed solutions were efficient and therefore would result in achieving the greatest net benefit to consumers.

We also found that United Energy did not provide sufficient evidence to support the proposed uplift in its repex forecast for its poles, underground cables, distribution transformers and distribution switchgear programs. For these programs, we found material data discrepancies which reduced our confidence in the forecast. There was also a lack of quantitative evidence to support the forecast step up. In those cases, our alternative forecast is based on United Energy's current period actual volume and/or spend in those programs.

Other reductions to United Energy's proposed capex are because it did not provide cost benefit analysis to demonstrate that its preferred higher cost option is prudent and efficient. For example, this is the case for capex associated with its proposed poles and distribution transformers program where it did not consider other options in testing its preferred investment, even though it is proposing a material step up in volumes relative to the historical period.

In other cases, such as the consumer driven electrification and Lower Mornington Peninsula supply upgrade augmentation (augex) projects, where United did provide cost benefit analysis we found overstated costs and/or benefits in its economic analysis. Its preferred investments were found to not have positive net benefit once more reasonable assumptions are applied.

Our draft decision sets out reasons for our position including information gaps and/or lack of supporting information. We invite United Energy to address these issues in its revised proposal. We would also encourage United Energy to engage with consumers about its revised proposal. We acknowledge the extensive consumer engagement that United Energy undertook on its capex proposal and would encourage it to continue to ensure that consumers' preferences are considered in its revised proposal.

In summary, our bottom-up review found that United Energy provided sufficient evidence to support the forecast for some capex categories, namely in property, fleet, cyber security and other non-network. However, for other areas of capex, United Energy did not demonstrate the prudence and efficiency of its forecast, and we came to the following findings:

- *Repex* – Our bottom-up review confirmed concerns we found at the top-down level. Where United Energy has provided sufficient evidence, we have accepted a step up in the forecast relative to current period spend. This is the case with United Energy's forecast for its conductor program, where it has proposed a material step up relative to current period spend. Our reductions to United Energy's forecast are because, for some programs (poles, underground cables, distribution transformers), United Energy did not provide sufficient evidence to support the step up relative to current period spend. We found material data discrepancies which reduced our confidence in the forecast. There was also a lack of quantitative evidence to support the forecast step up. More generally, we found that United Energy did not provide cost benefit analysis to support most of its forecast.

- *Resilience* – We found that while United Energy’s network investments were prudent, we were not provided with sufficient evidence to support efficiency of the forecast. For its largest program – the Shoreham Zone Substation program – United Energy did not sufficiently explore feasible options that are more commonly applied against its more expensive option of investment in a new major substation. We have accepted United Energy’s proposed capex for the other resilience programs (including community resilience) as we recognise that these initiatives will assist in planning for, and quicker restoration and recovery after, an extreme weather event. These initiatives are in line with the Network Outage Review recommendations.
- *Augex* – We have not accepted the forecasts for some of United Energy’s augmentation projects. We have considered EMCa’s advice and agree that some of United Energy’s forecast at the project level is not prudent and efficient. While we made no changes to the demand forecast, we found issues in United Energy’s cost benefit analysis including issues with overstated benefits, overstated costs and incorrect use of the Value of Customer Reliability (VCR). Our largest reduction has been to United Energy’s demand driven augex which was the main driver of United Energy’s material augex forecast step up. We also have concerns with the optimal timing of one project which we consider should be deferred beyond the 2026–31 regulatory control period.
- *Connections* – We have not accepted United Energy’s forecast unit rates for its connections. We considered United Energy’s use of a single year unit rate was not reasonable and we have applied an average unit rate based on current period unit rates excluding 2023-24 which was an outlier. We broadly accept United Energy’s forecast volumes for BAU connection types.
- *ICT* – We have not accepted the forecasts for the 9 recurrent projects proposed by United Energy in full. We have considered EMCa’s advice and agree that United Energy did not provide sufficient evidence to support the proposed uplift compared to historical current period spend. For non-recurrent expenditure, we concur with EMCa that while these projects are prudent, when benchmarked against other DNSPs, some projects were not efficient. For one project, United Energy did not take account of net opex benefits, which we have netted off in our alternative forecast.
- *CER* – We have considered EMCa’s findings and agree that United Energy’s proposal to introduce flexible service offerings to address increasing curtailment of exports is prudent and efficient. For the non-network marketplace platform, our assessment concurs with EMCa findings that there is a lack of evidence of the need for the investment, and there are issues with its cost benefit analysis, with benefits arising long after United Energy proposes to invest. For its network data visibility project, which allows users to obtain data on constraints and spare capacity, our assessment concurs with EMCa’s findings that there was no quantitative evidence to support the investment.
- *Innovation* – We recognise the importance of innovation investment in supporting the energy transition and protecting consumers. There is a need for trials and pilots to test and explore new ideas, concepts and technology before committing to implementation of solutions and rolling these into business-as-usual activities. We also recognise United Energy’s consumer engagement on innovation-related expenditure. However, we have not accepted United Energy’s forecast in full. We have accepted the forecast for some projects as we found that these projects align with the criteria for ex-ante innovative

projects. However, we found that many projects did not satisfy the ex-ante innovation criteria; especially the criteria that the project be innovative.

Our draft decision on United Energy’s capital expenditure is set out in Attachment 2.

2.5 Operating expenditure

Operating expenditure (opex) is the forecast of operating, maintenance and other non-capital costs incurred in the provision of standard control services. Forecast opex is one of the building blocks we use to determine United Energy’s total regulated revenue requirement.

Our draft decision is to not accept United Energy’s total opex forecast of \$990.8 million,²⁹ including debt raising costs, for the 2026–31 period.³⁰ This is because our alternative estimate of \$861.8 million is materially different (\$129.1 million, or 13.0% lower) than United Energy’s total opex forecast proposal. Therefore, we consider that United Energy’s total opex forecast does not reasonably reflect the opex criteria.³¹

Our draft decision, which is less than United Energy’s proposed total opex forecast, is:

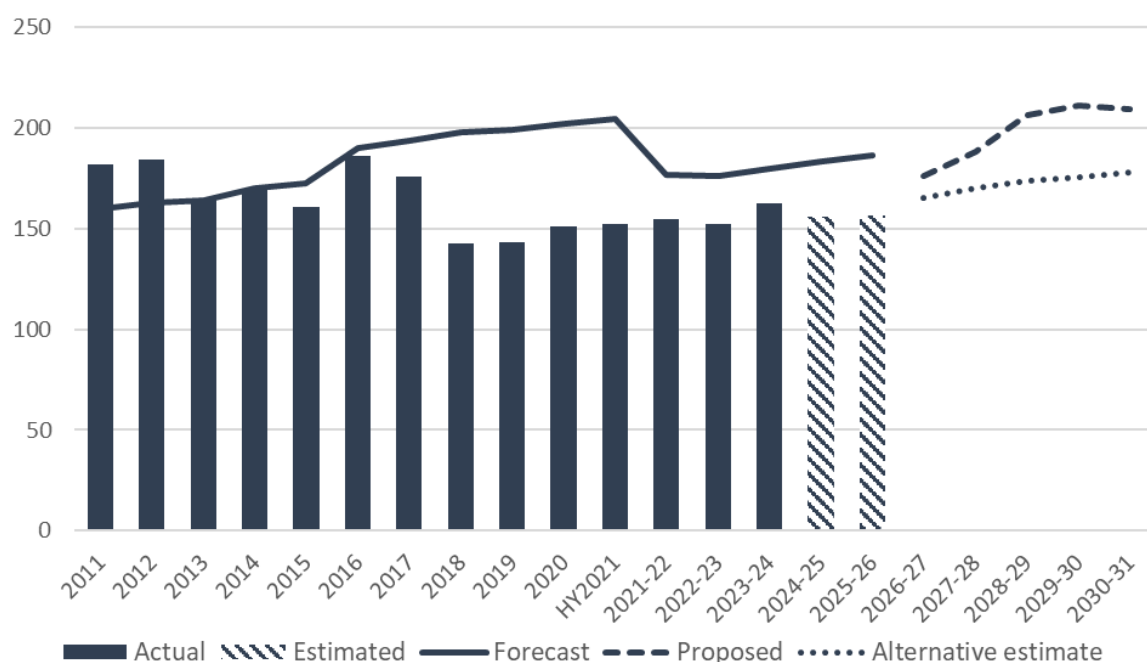
- \$37.6 million (4.2%) lower than the opex forecast we approved for the 2021–26 period
- \$81.9 million (10.5%) higher than United Energy’s actual (and estimated) opex in the 2021–26 period.

In Figure 12, we compare our alternative estimate of opex to United Energy’s proposal for the next regulatory control period. We also show the forecasts we approved for the last 2 regulatory control periods, and United Energy’s actual and estimated opex over these periods.

²⁹ All dollars are in \$2025–26 terms, unless otherwise stated.

³⁰ United Energy, *Regulatory Proposal 2026–31 – Part B – Explanatory Statement*, January 2025, p. 75; United Energy, *UE MOD 1.05 – Opex*, January 2025.

³¹ NER, cl. 6.5.6(c)–(e).

Figure 12 Historical and forecast opex (\$million, 2025–26)

Source: United Energy, *Economic benchmarking – Regulatory Information Notice response 2010–24*; AER, *Final decision PTRM 2010–2015*; AER, *Final decision PTRM 2015–20*; AER, *Final decision 2021–26 PTRM*; United Energy, *UE MOD 1.05 – opex*, January 2025; AER analysis.

The key differences between United Energy’s opex proposal primarily driven by our lower alternative estimates of efficient costs for United Energy’s proposed step changes which we have included in our alternative estimate of total forecast opex. In our alternative estimate we have:

- not included the following step changes:
 - vegetation management (–\$72.3 million)
 - network and community resilience (–\$4.4 million)
- included lower alternative estimates for the following step changes:
 - CER integration (–\$5.5 million)
 - cloud services (–\$20.4 million)
 - ICT modernisation and new capabilities (–\$2.7 million)
- reclassified the customer assistance package step change as a category specific forecast and included a lower alternative estimate (–\$6.0 million)
- substituted our output growth forecast (–\$7.9 million).

The most significant difference between our draft decision alternative estimate of total opex and United Energy’s proposal is that we have not included a step change for vegetation management costs. Based on the information available, our view is that United Energy’s total base opex, and the rate of change, provides sufficient opex for United Energy to comply with its electric line clearance obligations in the 2026–31 period. Our draft decision on this step change is a placeholder, and we expect United Energy to take this opportunity to consider

our feedback, and account for updated base year expenditure and the current status of its cutting program when considering its revised proposal.

We discuss the difference between our alternative estimate of forecast opex and United Energy's proposal in more detail in Attachment 3.

2.6 Corporate income tax

Our determination of the total revenue requirement includes the estimated cost of corporate income tax for 2026–31 period. Under the post-tax framework, this amount is calculated as part of the building block assessment using our PTRM.

Our draft decision determines an estimated cost of corporate income tax amount of \$36.2 million (\$ nominal) for United Energy over the 2026–31 period. This is an increase of \$13.4 million (58.6%) from United Energy's proposal of \$22.8 million. This increase is primarily due to our draft decision on a lower tax depreciation, which is a component of tax expense. Therefore, a lower tax depreciation will increase the estimated taxable income for United Energy, thereby increasing the estimated cost of corporate income tax.

Proposals from Victorian DNSPs have brought into focus the impact that the tax treatment of large customer capital contributions paid in respect of new, large customer connections has on the revenue recovered from all consumers. We have identified a potential alternative approach drawing on our determinations for the current period. This relates to the DNSPs' proposals that net tax liability arising from capital contribution from large, embedded generators be included in connection charges payable by the generator itself. This approach was proposed to reduce the cross-subsidy paid by the wider consumer base to large, embedded generator connections, and reduce exposure to forecasting risk associated with these connections. Our draft decisions encourage Victorian DNSPs to consider the possibility of extending of this model to other large connecting customers (e.g. data centres) in their revised proposals.

2.7 Revenue adjustments

Our calculation of total revenue for 2026–31 will include adjustments for the expenditure incentive schemes that were applied to United Energy as part of our determination for the current, 2021–26 period.

These include:

- a revenue increment of \$14.6 million from the application of the EBSS in the 2021–26 period. This represents a –\$40.5 million difference from United Energy's proposed carryover amount of \$55.1 million. This reflects that in our draft decision we have:
 - updated actual and forecast inflation and real vanilla WACC inputs
 - added a base year non-recurrent efficiency gain of \$4.1 million relating to an insurance step change in the current period for the purpose of calculating EBSS carryovers
 - updated the movement in provisions and Guaranteed Service Level amounts for 2019, 2020, HY2021 and for 2023–24, and updated the actual opex expenditure for 2021–22.

- We have applied a CESS revenue decrement of \$10.1 million which is \$0.1 million lower than United Energy’s forecast CESS revenue increment of \$10.0 million. This reflects updates to inflation and WACC.

Our draft decision on the application of the CESS and EBSS to United Energy’s expenditure in the new, 2026–31 period is discussed in section 3.

Our draft decision also includes an allowance of \$3.2 million (\$2025-26) under the Demand Management Innovation Allowance Mechanism (DMIAM), to fund research and development in innovative demand management projects that have the potential to reduce long-term network costs.³² Consistent with the design of the DMIAM, this allowance is included in United Energy’s total revenue as a positive revenue adjustment rather than as part of forecast opex or capex. Any unspent portion of the allowance can therefore be returned to consumers as one of the permitted adjustments to revenue under the NER.³³ This is not the case for unspent capex or opex, as United Energy has suggested for example in the case of its proposed innovation allowance and community energy fund for the 2026-31 period. We consider the NER only allows for adjustments in limited circumstances³⁴ and we do not accept that the businesses can apply a ‘use it or lose it’ mechanism to select elements of their capex and opex proposals.

Our draft decision also includes a revenue adjustment (reduction) of –\$4.8 million (\$2025–26), to return a share of the unregulated revenue United Energy earns using shared assets to consumers.

2.8 Uncertainty mechanisms

Our distribution determination for United Energy will set the revenue allowance that forms the major component of its network charges for the next 5 years. It provides a baseline or starting point for that period. Over the 2026–31 period there are several additional mechanisms under the NER that may operate to increase or decrease those charges.

A distribution business may apply to us seeking the recovery of additional costs incurred during a regulatory period, if certain predefined exogenous events occur as specified in either the NER or in its respective revenue determination.

There are 3 prescribed cost pass through events (regulatory change event, service standard event and tax change event) apply to all Victorian DNSPs under the NER. In addition to the NER prescribed pass through events, United Energy proposed 8 nominated pass through events. Of these, 5 were approved as part of our determination for the current period (an insurance coverage event; insurer credit risk event; terrorism event; natural disaster event; and retailer insolvency event). Our draft decision is to accept these again.

While we recognise the important role of pass through events as one element of the framework for managing uncertainty, we are also careful to ensure new nominated events are included only where they reflect an appropriate allocation of risk and are clearly justified

³² We developed and implemented the DMIAM under cl. 6.6.3A of the NER: [AER - Demand management innovation allowance mechanism - 14 December 2017](#).

³³ NER, cl. 6.4.3(a)(5).

³⁴ NER, cl. 6.4.3(a)(6).

with regard to the nominated pass through event considerations in the NER. In this context, we have not accepted the following new cost pass through events proposed for the 2026–31 period by CitiPower, Powercor and United Energy (CPU):

- **Fault level event:** the risk of CPU exceeding its prescribed fault levels due to potential new generation assets added to the upstream transmission network. We consider it unlikely that any transmission project would have the effect of raising fault levels above their specified limits for CPU over the 2026–31 period, and that if such a project were to occur, any impact (including cost) on the DNSP's fault levels could be largely or entirely mitigated through joint planning with the TNSP, AEMO and other stakeholders.
- **Electrification event:** the risk of CPU incurring potential costs due to increased demand on its network if the State or Federal government announces new electrification policies. We do not consider this event to be clearly defined and measurable. We also consider that any potential cost impact of electrification could be largely mitigated by prudent planning, including through CPU's augex and demand forecasts, and joint planning and consultation with government and other relevant stakeholders. We also consider any sudden, unexpected and material cost impacts arising from an electrification policy announcement to be unlikely over 2026–31. These considerations align with similar previous AER decisions.
- **AEMO participant fee event:** the potential for CPU to be charged Participant Fees by AEMO after its current fee structure review. We have not accepted this event at this time. We recommend CPU have regard to AEMO's draft fee structure released in September 2025, and factor this into its revised proposal (due in December 2025). If AEMO's draft decision is to charge participant fees to DNSPs in the 2026–31 period, CPU should include these forecast fees in its revised revenue proposal, rather than recovering costs through the pass through mechanism.

We discuss our assessment on the new nominated pass through events in more detail in Attachment 4.

3 Incentive schemes

Incentive schemes are a component of incentive-based regulation and complement our approach to assessing efficient costs. They provide important balancing incentives under network determinations, encouraging businesses to pursue expenditure efficiencies while maintaining the reliability and overall performance of the network.

Our draft decision on the incentive schemes that will apply to United Energy in the 2026–31 period is as follows.

Efficiency benefit sharing scheme

Our draft decision is that the efficiency benefit sharing scheme (EBSS) will continue to apply to United Energy in 2026–31. This provides a continuous incentive to pursue efficiency improvements in main standard control services opex and provide for a fair sharing of these between networks and network users. Consumers benefit from improved efficiencies through lower opex in regulated revenues for future periods. Our draft decision on the EBSS is set out in Attachment 5.

Capital expenditure sharing scheme

Our draft decision is that the capital expenditure sharing scheme (CESS) will continue to apply to United Energy in 2026–31. This incentivises efficient capex throughout the period by rewarding efficiency gains and penalising efficiency losses, each measured by reference to the difference between forecast and actual capex. Consumers benefit from improved efficiencies through a lower RAB, which is reflected in regulated revenues for future periods. United Energy proposed excluding connections and innovation capex from the CESS in the 2026–31 period.

We updated the CESS in August 2025 and introduced a mechanism which takes into account the potential for change in volumes of connections. As the volumetric adjustment is a new addition to the CESS, we are seeking United Energy's views in the revised proposal on how this adjustment can be applied.

We have maintained our position to not have category specific exclusions beyond the volumetric adjustment for connections. However, we note that United Energy may voluntarily reduce its CESS reward if it does not undertake innovation capex. Our draft decision on the CESS is set out in Attachment 6.

Customer service incentive scheme

Our draft decision is to not apply a customer service incentive scheme (CSIS) to United Energy in 2026–31.

The CSIS is designed to encourage electricity distributors to engage with their consumers, identify (through consumer engagement) the customer services their consumers want improved, and then set targets to improve those services based on their consumers' preferences. We identified issues with United Energy's consultation and performance targets and found that United Energy's proposed CSIS is not compliant with the requirements of the scheme. Our draft decision on the CSIS is set out in Attachment 9.

We will instead apply the telephone answering parameter and introduce the new connections parameter of the customer service component of the Service target performance incentive scheme (STPIS). We have observed that CSIS proposals are becoming increasingly homogenised, static, and informed by diminished consumer engagement. While our assessment of the new connections parameter is ongoing, we consider that formalising customer service incentive parameters under the STPIS could be a better outcome for consumers. A new connections parameter in the STPIS aligns with our focus on ensuring that network service providers comply with their obligations to provide timely and transparent connections and reflects consumers' apparent willingness to pay for the improved services relating to connections.

Service target performance incentive scheme

Our draft decision is that the STPIS will continue to apply to United Energy in 2026–31. The STPIS balances a business' incentive to reduce expenditure with the need to maintain or improve service quality. It achieves this by providing financial incentives to businesses to maintain and improve service performance, and not to reduce costs at the expense of service quality. Once improvements are made, the benchmark performance targets will be tightened in future years. Our draft decision on the STPIS is set out in Attachment 7.

Demand Management Incentive Scheme and Demand Management Innovation Allowance Mechanism

Our draft decision is that both the Demand Management Incentive Scheme (DMIS) and Demand Management Innovation Allowance Mechanism (DMIAM) will continue to apply to United Energy in 2026–31. The DMIS provides network service providers with financial incentives for undertaking efficient demand management activities. The DMIAM funds research and development in demand management projects that have the potential to reduce long-term network costs. Our draft decisions on the DMIS and DMIAM are set out in Attachment 8.

Victorian F-Factor incentive scheme

The F-factor scheme is prescribed by the Victorian Government's 'F-factor scheme order 2016' to reduce the risk of fire starts by network assets.³⁵ We will continue to adopt our current approach to give effect of the outcomes of the scheme as an 'I-factor' component within the price control formula. Our draft decision on the Victorian F-factor incentive scheme is in Attachment 10.

³⁵ Victoria Government Gazette, G 51, 22 December 2016, p. 3239

4 Network pricing

Our determination for United Energy separates the regulated direct control services it provides into different classifications, which determines how it will recover the cost of providing those services through network prices. We set out our proposed approach to the classification of distribution services to be provided by Victorian DNSPs in 2026–31 in our Framework and Approach paper in July 2024,³⁶ at which time services were classified as either:

- **Standard control services:** those that can only be provided by the relevant DNSP, and are common to most, if not all, of a DNSP's consumers. The costs of providing these services are captured in the building block revenue determination discussed in the previous sections of this Overview and shared between all consumers.
- **Alternative control services:** those that can only be provided by the relevant DNSP but will only be required by some of consumers, some of the time; or services that can be purchased from the relevant DNSP, but which can also—or have the potential to be—purchased from a competing provider. The cost of providing alternative control services is recovered from users of those services only.

However, since the Framework and Approach was published,³⁷ we consider a material change of circumstances has arisen that justifies the classification of a new, negotiated distribution service.

DNSPs can rent their assets to third parties (e.g. office space rental, pole and duct rental for hanging telecommunication wires etc.) for use separately or in addition to essential electricity connection and supply services. These distribution asset rental services are currently not classified (i.e. unregulated), meaning the AER has no role in setting the price or non-price terms offered to customers. When a DNSP's annual unregulated revenues from shared assets are expected to be greater than 1 % of its total smoothed annual revenue requirement for that regulatory year, a portion of any revenue earned by a DNSP from distribution asset rental is returned to consumers through in accordance with the Shared Asset Guideline (as in section 2.7).

Our Framework and Approach paper for Victorian DNSPs for the 2026–31 regulatory control period did not classify, or mention, distribution asset rental services in any form.

Since then, we have seen widespread emergence of third-party interest in using DNSP-owned infrastructure as a host for non-DNSP equipment. Particular concerns have been raised by prospective providers of commercial kerbside EV chargers with their ability to rent DNSPs' kerbside poles as a 'host' for EV charging infrastructure. These include the variability, transparency and fairness of access pricing and other terms of pole leasing arrangements. Together these have created a step change in the materiality and relevance of accessing distribution asset rental services (as distinct, for example, from access to

³⁶ [AER – Final Framework and Approach – Victorian electricity distribution determinations 2026–31 – July 2024](#), Appendix A.

³⁷ [AER - Final Framework and Approach - Victorian electricity distribution determinations 2026–31 - July 2024](#)

regulated connection or metering services) for use by third parties as a host for EV charging infrastructure, and competitive delivery of kerbside EV charging in particular.

Our draft decision is to classify the following new negotiated distribution service, to support negotiation of access to Victorian DNSPs' kerbside poles for that purpose on terms that are fair, reasonable and cost reflective:

Distribution asset rental: Rental of distribution assets (e.g. poles) to third parties for the installation of electric vehicle (EV) chargers or associated hardware.

The effect of the negotiated service classification for this service would be that, for the 2026–31 period, negotiations between United Energy and parties seeking access to this new distribution service would be subject to:

- a Negotiating Framework, which sets out the procedure to be followed during negotiations between the DNSP and any person who wishes to receive a negotiated distribution service, as to the terms and conditions of access to the service, and
- Negotiated Distribution Service Criteria, setting out the principles that guide negotiations, both of which will be approved as part of our distribution determination for that period.

We received no submissions on proposed Negotiating frameworks or our proposed Negotiated distribution service criteria in our consultation on these earlier this year. We are mindful, however, that service classifications at the time of that consultation did not include any negotiated services. We therefore welcome any new submissions on the proposed frameworks and criteria now that this has changed. We discuss this further in Attachment 17 to this draft decision.

4.1 Control mechanisms for standard and alternative control services

In our Framework and Approach paper for the 2026–31 period, our proposed approach was to continue to apply the same control mechanisms as we applied in the current, 2021–26 period:

- A revenue cap for standard control services
- A revenue cap for metering services (as alternative control services)
- A price cap for ancillary network services, public lighting and metering exit fees (as alternative control services).

Our draft decision confirms this approach.

In our issues paper, we requested feedback on whether the current form of control mechanism for standard control services remained appropriate, and whether criteria for a change to the control mechanism had been satisfied. Our draft decision is that the above control mechanisms will continue to apply in the 2026–31 period. We discuss this further in Attachment 12 to this draft decision.

4.2 Tariff structure statement

Our draft decision is to not approve United Energy's proposed TSS. We consider United Energy is making some progress on network tariff reform within the constraint of aligning with Victorian Government preference that customers move only gradually to cost reflective tariffs over the 2026–31 regulatory period. However, we encourage United Energy to further consider how well-designed network tariffs charged to retailers can shift future demand growth out of peak periods and into low/minimum demand periods.

United Energy's proposed TSS for the 2026–31 period is its third TSS since the Australian Energy Market Commission's (AEMC) *Distribution Network Pricing Arrangements* rule change in 2014 that introduced the TSS framework.³⁸ The TSS is also United Energy's first since the AEMC's 2021 *Access, pricing and incentive arrangements* rule change that allowed for two-way pricing.³⁹ Together these rule determinations introduced several reforms to distribution pricing, including to progress cost reflective pricing and to support more CER into the network.

Principally, we assess TSSs against the requirements of the NER and NEL, including the pricing principles and other applicable requirements of the NER.⁴⁰ We are also required to make our decisions in a manner that will or is likely to contribute to the achievement of the NEO.⁴¹ For TSSs, we consider the NEO elements of price and achievement of jurisdictional emissions reduction targets to be most relevant.

With each TSS we also look at how a DNSP has responded to the reforms mentioned above. A TSS informs use of the network by:

- providing clear price signals of what it costs to use the network at different times, allowing consumers (or their retailer) to make informed decisions to better manage bills
- transitioning tariffs to greater cost reflectivity while requiring DNSPs to explicitly consider the impacts on retail customers, by engaging with consumers, consumer representatives and retailers in developing network tariff proposals
- managing future expectations by setting out the DNSP's tariff approaches for a set period.

A TSS must set out several matters. These include tariff classes, proposed tariffs and the structures and charging parameters, the strategy for introduction of export tariffs, and the approach to setting tariff levels in each year of the regulatory control period.⁴² The policies and procedures that will be used to assign customers to tariffs or reassign customers from one tariff to another must also be outlined.

³⁸ AEMC, *Rule Determination – National Electricity Amendment (Distribution Network Pricing) rule 2014*, November 2014.

³⁹ AEMC, *Rule Determination – National Electricity Amendment (Access, Pricing and Incentive Arrangements for Distributed Resources) rule 2021*, August 2021.

⁴⁰ NEL, s. 16(2). The national electricity objective is in NEL, s. 7.

⁴¹ NEL, s. 16(1)(a).

⁴² NER, cl. 6.18.1A(a).

While an indicative pricing schedule must accompany the TSS, the tariff levels for each tariff for each year of the 2026–31 period are not set as part of this determination.⁴³ Tariff levels for the regulatory year commencing 1 July 2026 will be subject to a separate, annual approval process beginning in May 2026, after we have made our final revenue determination in April 2026.⁴⁴

4.2.1 Our draft decision and its context

Network tariff reform enables DNSPs to charge retailers in a manner which more closely reflects the cost of providing electricity network capacity to end-use consumers and can support the energy transition currently underway. Where price signals are passed through, and consumers are well placed to respond to these price signals, appropriately structured tariffs can enable growth in the value consumers derive from their CER, and in the number of consumers with CER. At the same time, this response to price signals can reduce network constraints and minimum load issues and therefore reduce the level of network investment required, resulting in lower prices for all consumers.

Our draft decision does not approve United Energy’s proposed TSS. We accept that some individual elements comply with the pricing principles and contribute to achievement of the NEO. However, we strongly encourage United Energy to reflect further on its assumption of no consumer response to its small customer tariffs in its demand forecasts⁴⁵ (other than those implicit through United Energy’s use of AEMO’s EV charging forecasts and use of specific battery profiles). Our draft decision emphasises the capacity for well-designed network tariffs to shift *future* demand growth out of peak periods and into low/minimum demand periods. We have provided examples in Attachment 13 of consumers responding to price signals. We therefore consider United Energy should engage further with its stakeholders, including retailers, on the benefits of assigning small customers to cost reflective tariffs in the 2026–31 period where they can benefit from low off-peak rates, and should further explain the interrelationship between its tariff strategy and its wider proposal (including demand forecasts and proposed expenditure) in its revised proposal overview.⁴⁶

United Energy is also required to make the following changes in its revised TSS for the elements that we do not approve in this draft decision. These changes are required for United Energy’s TSS to achieve compliance with the NER pricing principles and contribute to the achievement of the NEO:

- calculate long-run marginal costs for both import and export services using forecasts based on at least a 10-year period
- include further information to justify the proposed basic export level⁴⁷ of 1 kWh/day for the CER tariff, small flexible connection tariff and TUOS pass-through tariff

⁴³ NER, cl. 6.8.2(d1).

⁴⁴ This will occur pursuant to obligations in cl. 6.18.2 and cl. 6.18.8 of the NER.

⁴⁵ United Energy, *Information Request United Energy #017 – TSS*, May 2025, pp. 1-2.

⁴⁶ NER, cl 6.8.2(c1)(1)(v).

⁴⁷ The basic export level is the amount of electricity that a customer will be able to export to the grid at no cost (NER cl. 11.141.12). The basic export level must apply for a 10-year period (that is, for 2 regulatory periods). This may be adjusted within the 10-year period.

- include network bill impact analysis for all customer types and tariff changes
- provide further information, including bill impact analysis, to support proposed changes to small business fixed charge recovery or reconsider the increase
- clarify the supply times available to controlled load tariffs
- include more transparent information on flexible connections agreements and fees
- include further consideration of type 7 and type 9 metered tariffs / unmetered tariffs.

We note that United Energy, along with the other Victorian DNSPs, also retained its opt-out assignment to cost reflective tariffs for new small customers with smart meters, and its largely opt-in assignments to cost reflective tariffs for existing small customers. For example, United Energy will not assign existing small customers to cost-reflective tariffs except in limited circumstances. This includes if they own EV fast chargers or upgrade to 3-phase. Customers with EV fast chargers will not be able to opt-out to single rate tariffs. United Energy's assignment policies align with the Victorian Government's preference that customers move only gradually to cost reflective tariffs over the 2026–31 regulatory period.⁴⁸ This means that despite having near-universal smart meter penetration in Victoria since 2013, the proportion of consumers in Victoria on cost reflective pricing is low compared to other jurisdictions in the NEM.

Encouraging opt-in to, and a response to, cost reflective tariffs is particularly important for United Energy given the significant demand-driven augmentation expenditure proposed by the Victorian DNSPs. United Energy's (and the other Victorian DNSPs') view that small consumers are not responding to price signals warrants further consideration and response by United Energy. It does not align with outcomes from trial tariffs, or experience emerging from other DNSPs. We continue to consider that tariffs are an important, low-cost tool DNSPs can use to mitigate expenditure in the 2026–31 period and future periods by incentivising use of existing network capacity.

To progress tariff reform under its assignment policies and encourage customers to opt-in to a more cost reflective tariff, United Energy proposed to continue to discount its residential and small business time-of-use tariffs by 1% each year. This would mean that by 2031 these tariffs would be on average 10% cheaper than United Energy's non-cost reflective single rate/flat residential and small business tariffs. United Energy also progressed tariff reform by proposing a solar soak (low priced) period in the middle of the day for the residential time-of-use tariff, opt-in CER (two-way) tariff, 3 flexible connection tariffs for storage and generation customers, 2 new medium business customer tariffs and a winter incentive demand charge for large customers.

However, we are not convinced that United Energy has done all it can to utilise and/or encourage take-up of cost reflective tariffs to encourage efficient use of the network. We therefore encourage United Energy to develop a tariff trial aimed at more flexible load, like EVs or home batteries, whose response to network price signals could help mitigate the need for network investment. We also consider that improved calculations of long-run marginal costs will assist United Energy's tariffs to better reflect efficient costs and improve the accuracy (and therefore effectiveness) of its price signals, particularly to manage flexible

⁴⁸ Hon. Lily D'Ambrosio MP, *Submission on Victorian Electricity Distribution Proposals 2026–31*, June 2025.

loads. Given the changes currently taking place in the energy sector there exists opportunity for United Energy (and other DNSPs) to further refine and develop their long-run marginal cost methodologies.

In addition to the required changes, we encourage United Energy to consider making minor improvements in its revised TSS. This includes by providing clarity on which customers can access controlled load tariffs.

In Attachment 13, we describe in further detail the reasons for our decision and the changes that we consider necessary for us to approve United Energy's TSS proposal, as well as the changes we encourage United Energy to make. We note that we have one draft decision tariff structure attachment for CitiPower, Powercor and United Energy.

4.3 Alternative control services

4.3.1 Public lighting

Public lighting services include the provision, construction and maintenance of public lighting assets. This includes technologies such as energy-efficient light emitting diode (LED) luminaires and emerging public lighting technologies such as smart-enabled luminaires.

Our draft decision is to not accept United Energy's public lighting proposal, although we consider it is largely reasonable. For the draft decision we have made several updates to the public lighting model inputs, including to decrease certain hourly rate inputs and for more mechanical changes related to updated inflation and labour escalators inputs. This results in prices for 2026–27 that are approximately 1.1% lower when compared to United Energy's proposal for most light types.

We also encourage United Energy to consult further with its stakeholders to inform its revised proposal. This consultation should include matters such as an accelerated LED rollout, smart lighting services and funding options for this rollout. These issues reflect those raised in a submission to our issues paper from the Victorian Greenhouse Alliances.

4.3.2 Metering services

Metering services include maintenance, reading, data services, and the recovery of capex related to metering assets. Unlike other jurisdictions in the NEM, Victorian DNSPs are the monopoly providers of most metering services to small customers. This includes smart meters which are a part of regulated alternative control services.

Our draft decision is not to accept United Energy's metering proposal. For the draft decision we have made several adjustments to the forecast capex and opex. This includes lower labour costs associated with the reactive replacement of meters upon fault or failure in line with our labour rate benchmarks, reduced growth rates that better align with historical growth and reduced equipment and installation costs of some communications equipment that we do not consider are justified. We have also made more mechanical changes related to updated inflation, rate of return and labour escalators inputs. Overall, this results in a decrease of \$18.4 million (\$nominal) or 9.6% from United Energy's proposed total revenue requirement for metering of \$192.5 million (\$nominal, smoothed) for the 2026–31 period.

We encourage United Energy to consider the metering adjustments that we have made in this draft decision and respond to these in its revised proposal and to incorporate the

outcomes of any further stakeholder engagement it undertakes. The reasoning behind our draft decision is outlined further detail in Attachment 15.

5 Constituent decisions

In accordance with clause 6.12.1 of the NER, this draft decision on the distribution determination that will apply to United Energy for the 2026–31 period is predicated on the following decisions constituent decisions:

Table 4 Constituent decisions

NER cl. 6.12.1	Constituent decision
6.12.1(a)	The AER's draft decision is that the classification of services set out in Attachment 11 will apply for the 2026–31 regulatory control period.
6.12.1(b)(1)	<p>The AER's draft decision is not to approve the annual revenue requirement as set out in the building block proposal for each regulatory year of the 2026–31 regulatory control period.</p> <p>The AER's draft decision on the annual revenue requirement for each regulatory year of the 2026–31 regulatory control period is set out in Attachment 1.</p>
6.12.1(b)(2)	<p>The AER's draft decision is to approve the commencement and length of the regulatory control period as proposed in the building block proposal.</p> <p>The AER's draft decision is that the regulatory control period will commence on 1 July 2026 and the length of the regulatory control period will be 5 years (concluding 30 June 2031).</p>
6.12.1(b1)	The AER did not receive a request for an asset exemption under clause 6.4B.1(a)(1) of the NER and therefore has not made a decision in accordance with clause 6.12.1(b1).
6.12.1(c)	<p>Acting in accordance with clause 6.5.7(d) of the NER, the AER's draft decision is not to accept the total of the forecast capital expenditure for the regulatory control period that is included in the current building block proposal.</p> <p>The AER's draft decision therefore sets out an alternative estimate of the total of the required net capital expenditure of \$1,045.7 million (\$2025–26). The reasons for the AER's decision are set in Attachment 2.</p>
6.12.1(c1)	The AER's estimate of the total of the required capital expenditure under cl. 6.12.1(c) (above) does not include expenditure for a restricted asset.
6.12.1(d)	<p>Acting in accordance with clause 6.5.6(d) of the NER, the AER's draft decision is not to accept the total of the forecast operating expenditure for the regulatory control period that is included in the current building block proposal.</p> <p>The AER's draft decision therefore sets out an alternative estimate of the total of the required operating expenditure of \$861.8 million (\$2025–26). The reasons for the AER's decision are set out in Attachment 3.</p>
6.12.1(d1)	United Energy did not propose any contingent projects and therefore the AER has not made a decision under clause 6.12.1(d1) of the NER.

NER cl. 6.12.1	Constituent decision																												
6.12.1(e)	The AER’s draft decision on the allowed rate of return for the 2026–27 regulatory year is 5.94% (nominal vanilla) for the reasons set out in Section 2.2 of this Overview. The rate of return for the remaining regulatory years of the 2026–31 period will be updated annually because our decision is to apply a trailing average portfolio approach to estimating debt which incorporates annual updating of the allowed return on debt.																												
6.12.1(e1)	The AER’s draft decision on the allowed imputation credits for each regulatory year or the regulatory control period is 0.57.																												
6.12.1(f)	The AER's draft decision on the regulatory asset base as at the commencement of the 2026–31 regulatory control period, in accordance with clause 6.5.1 and schedule 6.2 of the NER, is \$3,048.7 million (\$nominal). The reasons for the AER's decision are set out in Attachment 1.																												
6.12.1(g)	<div><div>The AER's draft decision on the estimated cost of corporate income tax for the 2026–31 regulatory control period, in accordance with clause 6.5.3, is \$36.2 million (\$ nominal). The reasons for the AER's decision are set out in Attachment 1 and the amount for each regulatory year of the 2026–31 regulatory control period is set out in the table below.</div><table><tr><th>(\$ million, nominal)</th><th>2026–27</th><th>2027–28</th><th>2028–29</th><th>2029–30</th><th>2030–31</th><th>Total</th></tr><tr><td>Tax payable</td><td>12.3</td><td>14.4</td><td>16.0</td><td>20.8</td><td>20.7</td><td>84.2</td></tr><tr><td>Less: value of imputation credits</td><td>7.0</td><td>8.2</td><td>9.1</td><td>11.9</td><td>11.8</td><td>48.0</td></tr><tr><td>Net cost of corporate income tax</td><td>5.3</td><td>6.2</td><td>6.9</td><td>9.0</td><td>8.9</td><td>36.2</td></tr></table></div>	(\$ million, nominal)	2026–27	2027–28	2028–29	2029–30	2030–31	Total	Tax payable	12.3	14.4	16.0	20.8	20.7	84.2	Less: value of imputation credits	7.0	8.2	9.1	11.9	11.8	48.0	Net cost of corporate income tax	5.3	6.2	6.9	9.0	8.9	36.2
(\$ million, nominal)	2026–27	2027–28	2028–29	2029–30	2030–31	Total																							
Tax payable	12.3	14.4	16.0	20.8	20.7	84.2																							
Less: value of imputation credits	7.0	8.2	9.1	11.9	11.8	48.0																							
Net cost of corporate income tax	5.3	6.2	6.9	9.0	8.9	36.2																							
6.12.1(h)	The AER’s draft decision is not to approve the depreciation schedules submitted by United Energy. The AER has therefore determined depreciation schedules in accordance with cl. 6.5.5(b). The regulatory depreciation amount approved in this draft decision is \$851.7 million (\$nominal) for the 2026–31 regulatory control period. The reasons for the AER’s decision are set out in Attachment 1.																												
6.12.1(i)	<div><div>The AER’s draft decision on how applicable incentive schemes are to apply to United Energy in the 2026-31 period is:</div><div><ul style="list-style-type: none">Version 2 of the Efficiency Benefit Sharing Scheme will apply. Our reasons are set out in Attachment 5.Version 4 of the Capital Expenditure Sharing Scheme will apply. Our reasons are set out in Attachment 6.Version 2.0 of the Service Target Performance Incentive Scheme (including the customer service component) will apply. Our reasons are set out in Attachment 7.</div></div>																												

NER cl. 6.12.1	Constituent decision
	<ul style="list-style-type: none"> the Demand Management Incentive Scheme will apply. Our reasons are set out in Attachment 8. the Demand Management Innovation Allowance Mechanism will apply. Our reasons are set out in Attachment 8. the Customer Service Incentive Scheme will not apply. Our reasons are set out in Attachment 9.
6.12.1(j)	The AER's draft decision is that all other appropriate amounts, values and inputs are as set out in this draft decision, including in supporting models and attachments.
6.12.1(k)	<p>The AER's draft decision on the form of the control mechanism(s) (including the X factor) for standard control services is, in accordance with the Framework and Approach Paper, a revenue cap.</p> <p>The AER's draft decision on the formulae that give effect to the revenue cap form of control mechanism is set out in Attachment 12.</p>
6.12.1(l)	<p>The AER's draft decision on the form of the control mechanism(s) for alternative control services is, in accordance with the Framework and Approach Paper:</p> <ul style="list-style-type: none"> For metering services – a revenue cap. For ancillary network services public lighting, and metering exit fees – a price cap. <p>The AER's draft decision on the formulae that give effect to those control mechanisms is set out in Attachment 12.</p>
6.12.1(m)	<p>The AER's draft decision on how United Energy is to demonstrate compliance with the control mechanisms above is:</p> <ul style="list-style-type: none"> For Standard Control Services: maintain distribution unders and overs mechanisms through the annual pricing model templates. For Alternative Control Services – metering services revenue cap: maintain metering services unders and overs account through the annual pricing model templates. For Alternative Control Services – price caps: demonstration that proposed prices are compliant with price caps through the annual pricing model templates. <p>These mechanisms and processes to demonstrate compliance are set out in Attachment 12.</p>
6.12.1(n)	<p>The AER's draft decision is that the following additional pass through events are to apply for the regulatory control period in accordance with clause 6.5.10:</p> <ul style="list-style-type: none"> an insurance coverage event insurer credit risk event terrorism event

NER cl. 6.12.1	Constituent decision
	<ul style="list-style-type: none"> • natural disaster event • retailer insolvency event. <p>These events have the definitions set out in Attachment 4.</p>
6.12.1(n1)	The AER's draft decision is not to approve the tariff structure statement proposed by United Energy. The reasons for the AER's decision are set out in Attachment 13.
6.12.1(o)	The AER's draft decision is that the negotiating framework as proposed by United Energy is to apply for the regulatory control period. The reasons for the AER's decision are set out in Attachment 17.
6.12.1(p)	The AER's draft decision is that the Negotiated Distribution Service Criteria set out in Attachment 17 will apply to United Energy for the regulatory control period. The reasons for the AER's decision are set out in Attachment 17.
6.12.1(q)	The AER's draft decision on the policies and procedures for assigning retail customers to tariff classes, or reassigning retail customers from one tariff class to another, is set out in Attachment 13.
6.12.1(r)	The AER's draft decision is that depreciation for establishing the regulatory asset base as at the commencement of the following regulatory control period (as at 1 July 2031) is to be based on forecast capital expenditure. The reasons for the AER's decision are set out in Attachment 1.
6.12.1(s)	The AER's draft decision on how United Energy is to report to the AER on its recovery of designated pricing proposal charges for each regulatory year of the regulatory control period, and on the adjustments to be made to subsequent pricing proposals to account for over or under recovery of those charges, is through the unders and overs mechanism. This is to be demonstrated through the use of the annual pricing model templates. This is discussed in Attachment 12.
6.12.1(t)	<p>The AER's draft decision on how United Energy is to report to the AER on its recovery of jurisdictional scheme amounts and pass through of jurisdictional scheme refund amounts for each regulatory year of the regulatory control period, and on the adjustments to be made to subsequent pricing proposals to account for over or under recovery of those amounts, is through the unders and overs mechanism. This is to be demonstrated through the use of the annual pricing model templates and is set out in Attachment 12.</p> <p>This draft decision applies to each jurisdictional scheme under which United Energy has jurisdictional scheme obligations within the operation of this draft decision.</p>
6.12.1(u)	The AER's draft decision is that a variant of the connection policy as proposed by United Energy, set out in attachment 16, is to apply to United Energy for the regulatory control period. The reasons for the AER's decision are set out in Attachment 16.

NER cl. 6.12.1	Constituent decision
Other constituent decisions	
	In accordance with section 16C of the <i>National Electricity (Victoria) Act 2005</i> , the NEL, the NER and the 'f-factor scheme order 2016', ⁴⁹ the AER's draft decision is to apply the f-factor incentive payments/penalties as a part of the 'l-factor' adjustment to the calculation of the total annual revenue requirement using the formulae in Attachment 12.

Notes: In this table, 'regulatory control period' means the period 1 July 2026 to 30 June 2031 determined in accordance with clause 6.12.1(b)(ii).

References in this table to 'the current proposal', 'the building block proposal', 'the current building block proposal' and to documents submitted or matters proposed by United Energy are to the regulatory proposal and tariff structure statement submitted by United Energy on 31 January 2025.

References in this table to 'the Framework and Approach Paper' are to the [AER – Final Framework and Approach – Victorian electricity distribution determinations 2026–31 – July 2024](#), published by the AER on 31 July 2024.

Source: References in this table to where detailed constituent decisions can be found are to documents and models published on the AER's website.

⁴⁹ <http://www.gazette.vic.gov.au/gazette/Gazettes2016/GG2016G051.pdf>, Victoria Government Gazette, G 51 22 December 2016, p. 323

6 List of submissions

	Date
AGL	June 2025
AER Consumer Challenge Panel (CCP32)	May 2025
CPU Customer Advisory Panel	May 2025
Donohue, Kieran	June 2025
Electric Vehicle Council	May 2025
Hon Lily D'Ambrosio MP	June 2025
Origin Energy	May 2025
Save Our Surroundings Riverina	May 2025
Victorian electricity distribution businesses	May 2025
Victorian Greenhouse Alliances	May 2025

7 Shortened forms

Term	Definition
AEMC	Australian Energy Market Commission
AEMO	Australian Energy Market Operator
AER	Australian Energy Regulator
ARR	Annual revenue requirement
Augex	Augmentation expenditure
BAU	Business as usual
CAP	Community Advisory Panel
Capex	Capital expenditure
CCP32	Consumer Challenge Panel, sub-panel 32
CER	Consumer Energy Resources
CESS	Capital expenditure sharing scheme
CPI	Consumer price index
CPU	CitiPower, Powercor and United Energy
CSIS	Customer service incentive scheme
DMIAM	Demand management innovation allowance mechanism
DMIS	Demand management incentive scheme
DNSP	Distribution Network Service Provider
EBSS	Efficiency benefit sharing scheme
EV	Electric Vehicle
GWh	Gigawatt hour
ICT	Information and communication technology
LED	Light emitting diode
MWh	Megawatt hour
NEL	National Electricity Law
NEM	National Electricity Market
NEO	National Electricity Objective
NER	National Electricity Rules
Opex	Operating expenditure

Term	Definition
PTRM	Post-tax revenue model
RAB	Regulatory asset base
RBA	Reserve Bank of Australia
Repex	Replacement expenditure
RFM	Roll forward model
RORI	Rate of return instrument
SCS	Standard control services
SMP	Statement on monetary policy
STPIS	Service target performance incentive scheme
TOU	Time-of-use
TSS	Tariff structure statement
TUOS	Transmission use of system charges
VCR	Value of customer reliability
WACC	Weighted average cost of capital
WPI	Wage price index