

• • • • •

1 July 2021 to 30 June 2022



THIS PAGE IS INTENTIONALLY BLANK

# Table of contents

<b>1.0</b>	<b>ABOUT THIS TARIFF STRUCTURE STATEMENT</b>	<b>4</b>
	Executive Summary	5
	Introduction	9
	Structure of this Pricing Proposal	10
<b>2.0</b>	<b>TARIFF CLASSES AND ASSIGNMENT POLICIES</b>	<b>12</b>
	Tariff classes	13
	Allocation of customers to tariff classes	15
<b>3.0</b>	<b>STRUCTURE AND CHARGING PARAMETERS</b>	<b>17</b>
	Tariff structures and assignment	18
	Proposed charging parameters	23
<b>4.0</b>	<b>APPROACH TO SETTING TARIFFS</b>	<b>31</b>
	Tariff Setting Methodology	32
	Tariff relativity constraints in the small low voltage tariff class	33
	Revenue is between stand-alone and avoidable cost for each tariff class	33
	Estimating long-run marginal cost	34
	Tariffs reflect the efficient costs of providing the services	35
	Tariffs mitigate impact on customers	36
<b>5.0</b>	<b>PROPOSED NUOS TARIFFS</b>	<b>37</b>
	Comparison to Indicative Pricing Schedule	38
	Changes from the previous regulatory year	38
	Changes within the regulatory year	39
	Low Voltage Energy Tariff Class	39
	Low Voltage Demand Tariff Class	45
	High Voltage Demand Tariff Class	46
	Subtransmission Voltage Demand Tariff Class	47
	Unmetered Supply Tariff Class	48
<b>6.0</b>	<b>CONSUMER IMPACTS</b>	<b>49</b>
	Low Voltage Energy Tariff Class	51
	Low Voltage Demand Tariff Class	53
	High Voltage Demand Tariff Class	54
	Subtransmission Voltage Demand Tariff Class	54
	Unmetered Supply Tariff Class	55
	Customer Reassignment	56
<b>7.0</b>	<b>REGULATORY REQUIREMENTS</b>	<b>58</b>
	Distribution Pricing	59
	Transmission Cost Recovery	64
	Climate Change Fund	66
	<b>APPENDIX 1: GLOSSARY</b>	<b>67</b>
	<b>APPENDIX 2: COMPLIANCE CHECKLIST</b>	<b>69</b>
	<b>APPENDIX 3: PROPOSED NETWORK TARIFFS</b>	<b>73</b>
	<b>APPENDIX 4: PROPOSED ACS FEES &amp; CHARGES</b>	<b>81</b>



# About this Pricing Proposal

*CHAPTER 1*





## Executive Summary

### What impact does this proposal have on electricity bills?

Endeavour Energy's network use of system (NUOS) tariffs represent the aggregation of distribution use of system (DUOS) tariffs, climate change fund (CCF) recovery tariffs and transmission cost recovery (TCR) tariffs:

- DUOS tariffs recover the cost of operating and maintaining Endeavour Energy's distribution network and represent the costs within Endeavour Energy's control;
- TCR tariffs recover the transmission costs Endeavour Energy is charged for the use of TransGrid's transmission network. These costs are outside of Endeavour Energy's control; and
- CCF tariffs recover Endeavour Energy's contribution to the NSW Government's Climate Change Fund Levy. These costs are outside of Endeavour Energy's control.

The table below illustrates the contribution of each these tariffs to the overall network tariff change effective 1 July 2021:

Table ES.1: Contributing to total weighted average network price change

Contribution to total weighted average network tariff change	%
Distribution (DUOS)	-3.2%
Transmission (TCR)	1.4%
Climate Change Fund (CCF)	-0.5%
Weighted Average NUOS Tariff Change (% Real)	-2.3%
CPI Inflation	0.9%
Weighted Average NUOS Tariff Change (% Nominal)	-1.4%

Effective 1 July 2021, Endeavour Energy's network tariffs will decrease by 1.4% on average. This is 2.3% below the rate of CPI inflation.

For an average residential customer consuming 5 MWh per annum this equates to a \$19 decrease in annual NUOS bill. Endeavour Energy's portion of the annual network bill (DUOS) will decrease by \$24 and the TCR and CCF portions of the network bill will combine for an increase by \$5.

For an average small business customer consuming 23 MWh per annum this equates to a \$84 decrease in annual NUOS bill. Endeavour Energy's portion of the annual network bill (DUOS) will decrease by \$104 and the TCR and CCF portions of the network bill will combine for an increase by \$20

Residential and small business customers with digital meters can, via an application from their retailer, opt-in to one of our cost-reflective tariffs to further reduce their network bill. Under our cost reflective tariffs, we expect our median residential and small business customer to reduce their annual network bill by 6% and 10%; respectively.

This outcome continues an extended period of real DUOS price reduction for our customers with annual compound reductions of 2.8% pa and 3.9% pa over the past five and ten years; respectively. This has provided a pathway for us to reform and improve our network tariff structures without significant adjustment costs for our customers.

### ***How has the COVID-19 pandemic impacted this proposal?***

In preparing our FY21 pricing proposal, Endeavour Energy was concerned that making no allowance for the likely impact of the COVID-19 pandemic would leave our customers exposed to future price volatility should a significant revenue under-recovery occur in FY21.

To address this concern, we observed the impact of COVID-19 on the energy consumption of our Residential, Commercial and Industrial customer segments and made a revised proposal to the AER inclusive of a modest post modelling adjustment to our energy forecast of 1.5% in FY21.

This adjustment improved the accuracy of our FY21 volume forecast and has resulted in reduced revenue volatility and smoother price outcomes for our customers.

With a return to standard operating conditions, we do not intend to make post-model adjustments to our FY22 volume forecasts and will return to our standard trend based forecasting methodology.

### ***Why did Endeavour Energy introduce new tariff structures on 1 July 2019?***

The way in which customers use Endeavour Energy's distribution network has been changing and will continue to change at an increasingly rapid pace, driven by customer investments in smarter more energy efficient appliances and new technologies such as solar photovoltaic (PV) installations, batteries and electric vehicles.

At a very high level, these changes are primarily affecting the volume of energy being delivered via Endeavour Energy's network to customers, rather than their maximum demand for energy from the network. Importantly, it is customer's maximum demand that drives our network costs. However, our previous approach to pricing for residential and small business customers was based on volumetric energy based measures of network use. The disconnection between the network costs caused by a customer using the network, and the amount that customer pays, will lead to inefficient use of the network and inequitable outcomes for all our customers.

In this context, it is of the utmost importance that our tariffs also evolve to provide customers with the information they require to make informed and efficient decisions about their use of Endeavour Energy's network, and investments in new technologies.

Enabling customers to make appropriate decisions about network use and investments in alternative technologies like solar PV will assist Endeavour Energy to make future network investments that customers are willing to pay for and, ultimately, to provide the network services customers want to use at the lowest possible cost. The principal means by which tariffs promote this outcome is by signalling to customers the additional network costs resulting from further use of the network, which:

- encourages customers to use our network where the benefit they derive exceeds the cost of providing the relevant network service; and
- assists in identifying potential future network expenditure that is valued by customers.

More fundamentally, our changes to tariff structures have been designed to make energy more affordable to customers over the medium to long term by:

- creating greater opportunities for customers to lower their bill simply by changing the timing of consumption; and
- encouraging investments in technologies such as energy storage, west-facing solar PV and other technologies to reduce peak demand.

For the 2019 to 2024 regulatory control period Endeavour Energy will:

- improve its estimation of the future network cost consequences of further use of its network;
- refine the period over which it signals those costs to customers;
- send a demand-based peak price signal to residential and small business customers; and
- assign more customers to cost reflective tariffs.

## *What did our customers tell us?*

Since the benefits of network tariff reform flow primarily from changes in the consumption choices of customers, it is imperative that our tariffs reflect the preferences of our customers. It is for this reason that customer and stakeholder feedback played a central role in the development of our proposed reforms.

The extension granted by the AER to consult further with customers was particularly important since it afforded Endeavour Energy the opportunity to gain important insights into the tariff structures that best reflect stakeholder preferences. By way of example, stakeholders indicated a strong preference for:

- a default demand tariff for residential and small business customers;
- demand tariffs that are as simple as possible; and
- a fully cost reflective opt-in demand tariff for customers willing to lead the way to cost reflective tariffs.

In response, Endeavour Energy prioritised the analyses required to take action on customers' feedback and, as a result, made fundamental changes to our tariff structures, effective 1 July 2019, namely:

- introducing two residential and two small business demand based tariffs to provide a clearer and simpler signal to customers about the costs imposed from using the network during peak periods; and
- realigning the demand charging window to more closely align the peak period to the times at which network usage peaks arise.

## *Demand tariffs for residential and small business customers*

Our demand based tariffs consist of three tariff parameters: a seasonal maximum monthly demand charge, a flat energy charge and a fixed charge.

The principal merits of Endeavour Energy's demand tariffs are:

- **Empowerment** - they more effectively signal to customers the network costs that arise from further use of the network at peak times, which provide customers with the information they require to make decisions about network use and investments in new technologies that best meet their needs at least cost;
- **Fairness** - promotes the equitable treatment of adopters and non-adopters of new technologies like solar PV and batteries since it encourages investments that reduce our network costs (peak demand), rather than energy consumption, which benefits adopters and non-adopters;
- **Transparency** – they are straight forward to understand and include no more than three charging parameters; and
- **Predictability** – customers pay a network bill that better reflects the costs of their use of the network, which assists them in making long term network use and investment decisions.

To assist in managing the transition to demand based tariffs for residential customers, Endeavour Energy introduced both a transitional demand tariff and a "cost reflective" demand tariff to provide flexibility for customers to select the pace of their transition.

The transitional demand tariff is the default tariff for all new customers and those existing customers with the required metering who upgrade their network connection to three-phase or the bi-directional flow of electricity. Customers assigned to the transitional demand tariff will have the option to opt-out to the flat energy based tariff or the seasonal time of use tariff.

The cost reflective demand based tariff is available to all customers on an opt-in basis subject to metering requirements.



### *How will these reforms deliver better outcomes for customers?*

Endeavour Energy has designed its proposed tariff reforms:

- to enable lower future network costs and network prices;
- to empower customers to take control of their network bill; and
- to encourage efficient investments in new technologies to the benefit of all customers.

Specifically, Endeavour's Energy's demand tariffs will encourage customers to reduce their demand, rather than the volume of energy they use, where only the former drives Endeavour Energy's future costs. Further, the proposed refinements to Endeavour Energy's charging windows and modifications to its estimation of LRMC will improve the efficacy of the demand charge price signal.

The combined effect of these reforms will be more efficient decisions by customers and, as a result, the avoidance of future expenditure that would otherwise be required, which will, in turn, reduce network prices. The use of demand tariffs will also empower customers to take control of their network bill by rewarding them for reducing the extent to which they impose further costs of Endeavour Energy's network.

Endeavour Energy's tariff reforms will also promote efficient investments in new technologies that can provide the services customers want to use at a lower cost, which benefits both adopters and non-adopters of those technologies.

In particular, demand tariffs encourage investments in new technologies that reduce customers' contribution to maximum demand, i.e., the driver of Endeavour Energy's costs. These price signals enable a customer to better evaluate whether the avoided future network cost (the reduction in their network bill) is greater than the cost of a potential investment. Where the avoided future network costs exceed the cost of the investment, that investment will result in a saving for both the investing customer and all other customers.



## Introduction

Endeavour Energy is submitting this FY22 Pricing Proposal (Proposal) to the Australian Energy Regulator (AER) in accordance with the requirements of Part I, section 6.18 of the National Electricity Rules (the Rules).

### *Classification of distribution services*

Distribution services to be provided by the Distribution Network Service Provider (DNSP) are divided into the following two classes:

- Direct control services; or
- Negotiated distribution services.

Direct control services are further divided into the following two subclasses:

- Standard control services; and
- Alternative control services.

The AER has classified the following categories of direct control services as alternative control services:

- Ancillary network services
- Metering
- Public lighting
- Security lights (Nightwatch)

This pricing proposal is relevant to those services provided by Endeavour Energy that are classified as direct control services.

## Structure of this Pricing Proposal

### Chapters

Table 1.1: Chapters in this Pricing Proposal

Chapter	Title	Purpose
2	Tariff classes and assignment policies	This section sets out our proposed tariff classes and the procedures that apply for the allocation of our customers to different tariff classes.
3	Structure and charging parameters	The structure and charging parameters for our tariffs are set out in this section in addition to the policies and procedures for assigning retail customers to tariffs.
4	Approach to setting tariffs	This section describes our approach to setting tariffs, which includes calculating avoided and stand alone cost, estimating LRMC, and other associated issues related to setting tariffs.
5	Proposed NUOS tariffs	Describes the nature and extent of the change in Endeavour Energy's NUOS tariffs between FY21 and FY22.
6	Consumer impacts	Outlines the expected customer impacts of this pricing proposal.
7	Regulatory requirements	Demonstrates that Endeavour Energy's pricing proposal complies the regulatory requirements as they relate to this pricing proposal.

### Appendices

Table 1.2: Appendices in this Pricing Proposal

Appendices	Title	Purpose
A1	Glossary	This provides a definition for some key terms used throughout this Pricing Proposal.
A2	Compliance checklist	This section sets out a checklist that identifies whether this Pricing Proposal meets the requirements in the Rules.
A3	Proposed network tariffs	This section sets out our proposed NUOS, DUOS, TCR and CCF charges for the year.
A4	Proposed ACS fees & charges	This section sets out our proposed Ancillary Network Service, Metering and Public Lighting charges for the year.

## Attachments

Table 1.3: Attachments to this Pricing Proposal

Attachments	Compliance Models
A	CONFIDENTIAL – Revenue Cap Compliance Model
B	CONFIDENTIAL – TSS Principles Model
C	CONFIDENTIAL – Small LV Tariff Relativity Model
D	CONFIDENTIAL – Indicative Pricing Schedule
E	Indicative Pricing Schedule
F	ANS Price Cap Compliance Model & Indicative Pricing Schedule
G	Metering Services Price Cap Compliance Model & Indicative Pricing Schedule
H	Public Lighting Price Cap Compliance Model & Indicative Pricing Schedule
I	Security Lighting Price Cap Compliance Model & Indicative Price Schedule
J	CONFIDENTIAL - Public Lighting Model - New LED Asset Types

## Confidentiality

Clause 6.19.2(a) of the Rules provides that:

“all information about a Service Applicant or Distribution Network User used by Distribution Network Service Providers for the purposes of distribution service pricing is confidential information.”

The following appendices and attachments to this Pricing Proposal contain sensitive confidential information specific to the individual distribution network users. As such, Endeavour Energy requests that the AER does not disclose the information contained in these attachments to any person except as permitted by the Law and Rules.

### Attachments

- Confidential Attachment A – Revenue Cap Compliance Model.
- Confidential Attachment B – TSS Principles Model.
- Confidential Attachment C – Small LV Tariff Relativity Model.
- Confidential Attachment D – Indicative Pricing Schedule.
- Confidential Attachment J - Public Lighting Model - New LED Asset Types.



# Tariff classes and assignment policies

*CHAPTER 2*





This section sets out the tariff classes into which retail customers for direct control services will be divided, and the policies and procedures we will apply for assigning retail customers to tariff classes.<sup>1</sup>

**Tariff classes**

Our tariff classes for retail customers for direct control services are set on the basis of:<sup>2</sup>

- the nature of the customers’ connection to the network, ie, whether they are high or low voltage customers or whether they are metered or unmetered
- the nature and extent of customers’ usage, ie, above or below a specified level of consumption per annum.

A summary of our network tariff classes for direct control services is set out in the table below. All of our direct control customers will be assigned to a tariff class for one or more of these services.<sup>3</sup>

*Table 2.1: Endeavour Energy Network Tariff Classes*

Tariff Class	Customer Type	Connection Characteristics
Small Low Voltage	Residential and small to medium enterprise businesses	LV Connection (230/400 V) Total electricity consumption, per financial year, is less than 160MWh
Large Low Voltage	Larger commercial and light industrial	LV Connection (230/400 V) Total electricity consumption, per financial year, is greater than 160MWh
High Voltage Demand	Industrial	HV Connection (12.7 kV SWER, 11 or 22 kV)
Subtransmission Demand	Industrial	ST Connection (33, 66 or 132 kV)
Inter-Distributor Transfer Demand	Distributors	Distributor Transfer
Unmetered Supply	Unmetered	Unmetered

<sup>1</sup> Clause 6.18.1A(a)(1) and 6.18.1A(a)(2) of the Rules.  
<sup>2</sup> As required under the Rules, Clause 6.18.4(a)(1).  
<sup>3</sup> As required under the Rules, Clause 6.18.3(b) and (c).

In addition to our standard control services, Endeavour Energy provides customer specific or customer requested services and so the full cost of the service is attributed to that particular customer. These are referred to as alternative control services. One of the defining characteristics of these services is that the AER determines the price for the service or the unit rates used in quoting for a service.

The AER has classified the following categories of direct control services as alternative control services:

- ancillary network services
- metering
- public lighting.

Endeavour Energy proposes that customers that use these categories of service form our alternative control service tariff classes. A summary is set out in the table below:

*Table 2.2: Endeavour Energy Alternative Control Tariff Classes*

Tariff Class	Customer Type	Service Characteristics
Ancillary Network Services	Retailers and ASPs on behalf of customers	<ul style="list-style-type: none"> <li>• Would include authorisations, inspections, permits, site establishment, connections/disconnections and conveyancing information.</li> <li>• Service is initiated only at customer request.</li> </ul>
Metering	Low voltage customers consuming less than 160MW p.a.	<ul style="list-style-type: none"> <li>• Provision of Type 5 and Type 6 metering assets.</li> <li>• Meter reading services for Type 5 and 6 metering assets.</li> <li>• Retirement of Type 5 and 6 metering assets.</li> </ul>
Public Lighting	Public space illuminators (generally local councils)	<ul style="list-style-type: none"> <li>• Provision of public lighting infrastructure.</li> <li>• Maintenance of public lighting infrastructure.</li> <li>• Retirement of public lighting infrastructure.</li> </ul>
Security Lights (Nightwatch)	Customer requested flood lighting services	<ul style="list-style-type: none"> <li>• Provision of lighting infrastructure.</li> <li>• Maintenance of lighting infrastructure.</li> <li>• Supply of energy for lighting service.</li> </ul>



## Allocation of customers to tariff classes

The process under which new customers are assigned to network tariff classes and network tariffs occurs following the receipt of a connection application by the customer or their retailer. Under our process, a customer that lodges an application to modify or upgrade an existing network connection from single to three-phase or upgrades their connection to a bi-directional flow is treated identically to a new customer.

These procedures are set out below.

### Assignment of existing customers to tariff classes at the commencement of the next regulatory control period

1. Each customer who was a customer of Endeavour Energy immediately prior to 1 July 2019, and who continues to be a customer of Endeavour Energy as at 1 July 2019, will be taken to be “assigned” to the tariff class which Endeavour Energy was charging that customer immediately prior to 1 July 2019.

### Assignment of new customers to a tariff class during the next regulatory control period

2. If, after 1 July 2019, Endeavour Energy becomes aware that a person will become a customer of Endeavour Energy, then Endeavour Energy will determine the tariff class to which the new customer will be assigned.
3. In determining the tariff class to which a customer or potential customer will be assigned, or reassigned, in accordance with paragraph 2 or 5, Endeavour Energy will take into account one or more of the following factors:
  - a) the nature and extent of the customer's usage;
  - b) the nature of the customer's connection to the network; and
  - c) whether remotely-read interval metering or other similar metering technology has been installed at the customer's premises as a result of a regulatory obligation or requirement.
4. In addition to the requirements under paragraph 3, Endeavour Energy, when assigning or reassigning a customer to a tariff class, will ensure the following:
  - a) that customers with similar connection and usage profiles are treated equally;
  - b) that customers which have micro-generation facilities are not treated less favourably than customers with similar load profiles without such facilities; and
  - c) the national pricing objective and the distribution pricing principles which direct that tariffs charged by a distributor for direct control services should reflect the distributor's efficient costs of providing these services to the customer.

### Reassignment of existing customers to another existing or a new tariff during the next regulatory control period

5. If Endeavour Energy believes that an existing customer's load characteristics or connection characteristics (or both) are no longer appropriate for that customer to be assigned to the tariff class to which the customer is currently assigned or a customer no longer has the same or materially similar load or connection characteristics as other customers on the customer's existing tariff, then Endeavour Energy may reassign that customer to another tariff class.

### Notification of proposed assignments and reassignments

6. Endeavour Energy will notify the customer's retailer in writing of the tariff class to which the customer has been assigned or reassigned, prior to the assignment or reassignment occurring.



7. A notice under paragraph 6 above must include advice informing the customer's retailer that they may request further information from Endeavour Energy and that the customer's retailer may object to the proposed reassignment. This notice must specifically include reference to Endeavour Energy's published procedures for customer complaints, appeals and resolution.
8. If the objection is not resolved to the satisfaction of the customer's retailer under the Endeavour Energy's internal review system or EWON, then the retail customer is entitled to seek a decision of the AER via the dispute resolution process available under Part 10 of the NEL.
9. If, in response to a notice issued in accordance with paragraph 7 above, Endeavour Energy receives a request for further information from a customer's retailer, then it must provide such information within a reasonable timeframe. If Endeavour Energy reasonably claims confidentiality over any of the information requested by the customer's retailer, then it is not required to provide that information to the retailer or retail customer. If the customer's retailer disagrees with such confidentiality claims, it may have resort to the dispute resolution procedures referred to in paragraph 7 above (as modified for a confidentiality dispute).
10. If, in response to a notice issued in accordance with paragraph 7 above, a customer's retailer makes an objection to Endeavour Energy about the proposed assignment or reassignment, Endeavour Energy must reconsider the proposed assignment or reassignment. In doing so Endeavour Energy must take into consideration the factors in paragraphs 3 and 4 above, and notify the customer's retailer in writing of its decision and the reasons for that decision.
11. If a customer's retailer objection to a tariff class assignment or reassignment is upheld, in accordance with Endeavour Energy's published procedures for customer complaints, appeals and resolution then any adjustment which needs to be made to tariffs will be done by Endeavour Energy as part of the next annual review of prices.

#### **System of assessment and review of the basis on which a customer is charged**

12. Where the charging parameters for a particular tariff result in a basis of charge that varies according to the customer's usage or load profile, Endeavour Energy will set out in its pricing proposal a method of how it will review and assess the basis on which a customer is charged.



# Structure and charging parameters

## CHAPTER 3



This section sets out the structure of our tariffs and how customers are assigned to them, in addition to the charging parameters for each of our tariffs.

## Tariff structures and assignment

A summary of the type of tariffs offered for customers in each of our tariff classes and a description of the customers that are eligible for each is set out below.<sup>4</sup>

An indicative pricing schedule for each of our tariff classes, setting out the parameters of each of our tariffs over the regulatory period is set out in Appendix 3.

### Small low voltage tariff class

The tariff structures available for residential customers in the small low voltage tariff class are:

- a flat energy tariff with a fixed charge for residential consumers;
- a transitional demand tariff, which has a seasonal demand based charge, a flat energy consumption charge and a fixed charge;
- a demand tariff, which has a seasonal demand based charge, a flat energy consumption charge and a fixed charge; and
- a seasonal time of use energy tariff, which has seasonal time of use energy consumption charges and a fixed charge.
- An obsolete time of use energy tariff that has time of use energy consumption charges (under our existing, obsolete charging windows) and a fixed charge. This tariff is closed to new entrants. Customers on this tariff will be reassigned to the default demand cost-reflective tariff as a priority or the STOU if the bill impacts do not allow. This transition is expected to occur by year three of the regulatory control period.

The tariff structures available for non-residential customers in the small low voltage tariff class are:

- an IBT with a fixed charge for small to medium commercial customers;
- a transitional demand tariff, which has a seasonal demand based charge, a flat energy consumption charge and a fixed charge; and
- a demand tariff, which has a seasonal demand based charge, a flat energy consumption charge and a fixed charge.
- a seasonal time of use energy tariff, which has seasonal time of use energy consumption charges and a fixed charge.
- An obsolete time of use energy tariff that has time of use energy consumption charges (under our existing, obsolete charging windows) and a fixed charge. This tariff is closed to new entrants. Customers on this tariff will be reassigned to the default demand cost-reflective tariff as a priority or the STOU if the bill impacts do not allow. This transition is expected to occur by year three of the regulatory control period.

We will continue to offer our optional controlled load tariffs – these tariffs apply to any customer that has a residential or general supply tariff – the electricity load is separately metered and controlled at a connection point.

Our tariff assignment policy aims to place our customers on the most appropriate tariff. From 1 July 2019:

- new customers (all of whom will have smart interval meters under competitive metering) will be assigned to the default transitional demand tariff, with the option to opt-out to the alternate cost reflective tariffs or the flat energy tariff;

<sup>4</sup> During the TSS period, Endeavour Energy may need to introduce new tariff codes for billing purposes. Any new tariff codes introduced will comply with the tariff structures outlined in this document for each tariff class and the price level for NUOS services will equate to the tariff type under which the new tariff code has been created.

- existing customers that have their meter upgraded to a smart interval meter post 1 July 2019 will be assigned to the default transitional demand tariff, with the option to opt-out to the alternate cost reflective tariffs or the flat energy tariff; and
- existing customers with interval meters will remain on their existing tariff (i.e., a flat tariff or IBT as appropriate), with the option to opt-in to the transitional demand tariff, demand tariff or STOU tariff.

### **Large low voltage tariff class**

The tariff structures available within the large low voltage tariff class are:

- a demand tariff, which has a seasonal demand based charge, seasonal time of use energy consumption charges and a fixed charge; and
- a transitional energy tariff with seasonal time of use energy consumption charges and a fixed charge.

The demand tariff is the default tariff for customers that consume more than 160MWh per annum.

The transitional large LV demand tariff is a mandated transitional tariff for customers whose annual consumption requires a demand based tariff, but who cannot be directly transferred to the default demand tariff due to a lack of metering capable of supporting this tariff or where the expected bill impact of a direct transition to the demand tariff is deemed excessive. The transition tariff is not available on customer or retailer request.

### **High voltage demand tariff class**

The tariff structures available within the High Voltage (HV) Demand tariff class are:

- a HV demand tariff, which has a seasonal demand based charge, seasonal time of use energy consumption charges and a fixed charge; and
- an individually calculated HV demand tariff with the same structure as the HV demand tariff.

Our HV demand tariff is the default tariff for customers where electricity is supplied at a voltage level defined as high voltage.

Our individually calculated HV demand tariff is a customer specific tariff applied where the customer's:

- electricity consumption has been equal to or greater than 100 GWh in total for the 36 months preceding the application; or
- electricity consumption has been equal to or greater than 40 GWh per annum in each of the two financial years preceding the application; or
- monthly peak demand has been equal to or greater than 10 MVA for 24 of the 36 months preceding the application.

### **Subtransmission demand tariff class**

The tariff structures available within the subtransmission demand tariff class are:

- a ST demand tariff, which has a seasonal demand based charge, seasonal time of use energy consumption charges and a fixed charge; and
- an individually calculated ST demand tariff with the same structure as the ST demand tariff.

Our ST demand tariff is the default tariff for customers where electricity is supplied at a voltage level defined as subtransmission voltage.

Our individually calculated ST demand tariff is a customer specific tariff applied where the customers:

- electricity consumption has been equal to or greater than 100 GWh in total for the 36 months preceding the application; or
- electricity consumption has been equal to or greater than 40 GWh per annum in each of the two financial years preceding the application; or

- monthly peak demand has been equal to or greater than 10 MVA for 24 of the 36 months preceding the application.

### **Inter-distributor transfer demand tariff class**

We offer one network tariff type within the inter-distributor tariff class, being the inter-distributor demand tariff. This tariff is a mandated, distributor specific demand tariff for electricity transferred through the Endeavour Energy network on behalf of Ausgrid and Essential Energy.

### **Unmetered supply**

We offer one network tariff type within the Unmetered Supply tariff class, being an unmetered energy tariff.

We offer four unmetered energy tariffs for the specific purpose of:

- unmetered energy (the default tariff for customers in this tariff class);
- streetlighting connection points;
- traffic control signal lights connection points; and
- nightwatch connection points.

### **Alternative control services**

#### **Ancillary network services**

Ancillary service prices are provided to customers as either of the following:

- **Fee based services:** the work involved in some ancillary service activities are relatively fixed and are charged on a per activity basis. Fees are derived from the relevant labour rates and average time required to perform the task and are charged irrespective of the actual time taken to complete the activity; and
- **Quoted services:** costs for some ancillary service activities may vary considerably between jobs. This is often the case for one-off activities that are specific to a particular customer's request. For quoted services, charges are levied on a time and materials basis. Prior to commencing work, customers are informed of the per hour cost with the final total charge payable dependent on the time taken to complete the respective activity.

Ancillary network services for the 2019-24 regulatory period are calculated consistent with the form of control in the AER's final decision, i.e.:

- a schedule of fixed prices for ancillary network services for the first year of the regulatory period; and
- a price path for the remaining years of the regulatory control period, based on the CPI-X methodology.

Our proposed charges for our FY22 ancillary network services and an indicative price schedule for the remainder of the 2019-24 regulatory control period are set out in Attachment F.

#### **Metering**

We have split metering services between primary and secondary categories. The latter are metering services that are in addition to the basic network service most customers receive, such as off-peak hot water or solar PV meter services. These additional services result in only marginally higher overall costs and therefore attract a lower incremental charge.

This means that a customer will pay a greater amount for their first metering service as this creates the majority of costs we incur as their meter provider. This approach also ensures that customers who have more metering services than a basic accumulation service will pay more to reflect the additional services being provided. We consider this balances the need for cost reflectivity and fairness. Our approach involves the following:

- **Existing metering assets:** we will seek to recover the existing capital costs for Type 5 and 6 meters during the course of the 2019-24 period. The collection of existing meter costs will be on a per-customer basis to avoid penalising customers for past decisions; and
- **Opex:** ongoing costs such as maintenance, meter reading, meter testing and data services will be recovered via a cents per day charge. The prices for ongoing opex have been developed on a per-service basis. This means that each unique data stream will attract a price. For example, a basic metering charge and an off-peak metering charge equates to two data streams and two services.

Metering service charges for the 2019-24 regulatory period are calculated consistent with the form of control in the AER's final decision, i.e.:

- a schedule of fixed prices for metering services for the first year of the regulatory period; and
- a price path for the remaining years of the regulatory control period, based on the CPI-X methodology.

Our proposed charges for our FY22 metering service charges and an indicative price schedule for the remainder of the 2019-24 regulatory control period are set out in Attachment G.

## Public lighting

We propose to continue applying the current tariff structures and component based pricing over the next regulatory period, based on supportive feedback provided by councils in our network area on the current structures. The tariff classes are broken down into two key subgroups, tariffs for assets installed before 8 August 2009 and those after this date:<sup>5</sup>

- **Tariff class 1:** is an aggregate capital recovery and maintenance tariff. This applies where the asset was initially funded by us and was included as part of the RAB determined by IPART prior to 8 August 2009. Capital cost recovery built into this tariff class will trend in line with the residual RAB value reducing over time and historical price escalation constraints. Assets priced under tariff class 1 may sometimes also be referred to as legacy assets. No new public lighting installations are covered by this tariff class;
- **Tariff class 2:** is a maintenance cost recovery only tariff. This applies to assets where we did not fund the initial construction which occurred prior to 8 August 2009. As we did not fund the construction we are not entitled to any capital recovery charges for these assets. Similarly with tariff class 1, assets priced under tariff class 2 may sometimes also be referred to as legacy assets. No new public lighting installations are covered by this tariff class;
- **Tariff class 3:** is an aggregate capital recovery and maintenance tariff similar to tariff class 1, however this tariff class is priced using an annuity approach and only applies to assets installed after 8 August 2009. Unlike tariff class 1 there is no RAB value driving variable prices over time and is specific to the asset installed;
- **Tariff class 4:** is a two part tariff; the first element is a maintenance cost recovery only charge similar to tariff class 2. This applies to assets where we did not fund their initial construction which occurred after 8 August 2009. As we did not fund the construction we are not entitled to any capital recovery charges for these assets. However, we are required to pay income tax on assets gifted to us in this manner. The second element of tariff class 4 is a tax cost recovery charge that is paid through an annual amount over the life of an asset that is gifted to us by our customers after 8 August 2009; and
- **Tariff class 5:** is a pure capital recovery tariff that is paid in a lump sum at the time of agreeing to replace an asset before the end of its useful life. This tariff class does not have specified prices but rather a specified formula for calculating the residual unrecovered capital and tax costs when a customer requests an early replacement of assets paid for by us.

Public lighting charges for the 2019-24 regulatory period are calculated consistent with the form of control in the AER's final decision, i.e.:

- a schedule of fixed prices for metering services for the first year of the regulatory period; and

<sup>5</sup> Even though the AER cut-off date for switchover of charges from legacy rates to annuity rates was 1 July 2009, on demand from its Public Lighting Customers and ASPs, Endeavour Energy agreed to a date of 8 August 2009 to cater for completion of projects that were already under way and to give time for Public Lighting Customers and ASPs to understand the new rates.

- a price path for the remaining years of the regulatory control period, based on the CPI-X methodology.

Our proposed charges for our FY22 public lighting charges and an indicative price schedule for the remainder of the 2019-24 regulatory control period are set out in Attachment H.

### **Security lights (Nightwatch)**

For the purposes of transitioning this service to regulation by the AER we have proposed a forward-looking pricing methodology for security lights similar to that of public lighting tariff 3. Customers are required to pay a one-off installation cost and a monthly rental charge. These charges will vary depending on the type of lighting service requested and length of the contractual period. The ongoing charge will cover the costs of operating, maintaining and replacing the assets as required.

Security light charges for the 2019-24 regulatory period are calculated consistent with the form of control in the AER's final decision, i.e.:

- a schedule of fixed prices for metering services for the first year of the regulatory period; and
- a price path for the remaining years of the regulatory control period, based on the CPI-X methodology.

Our proposed charges for our FY22 security light charges and an indicative price schedule for the remainder of the 2019-24 regulatory control period are set out in Attachment I.





## Proposed charging parameters

### Small low voltage tariff class

The charging parameters for the proposed tariffs for our low voltage customers in this tariff class are set out in the table below.

Table 3.1 - Charging parameters for the small low voltage tariff class

Tariff type	Components	Measurement	Charging parameter <sup>6,7</sup>
Residential Flat Tariff	Fixed	c/day	Access charge reflecting a fixed amount per day.
	Energy	c/kWh	Charge applied to all energy consumption.
Residential Transitional Demand	Fixed	c/day	Access charge reflecting a fixed amount per day.
	Energy	c/kWh	Charge applied to all energy consumption.
	High-season Demand	\$/kW/month	Charge applied to maximum energy demand between 16:00 to 20:00 on business days. High-season includes the months November to March inclusive.
	Low-season Demand	\$/kW/month	Charge applied to maximum energy demand between 16:00 to 20:00 on business days. Low-season includes the months April to October inclusive.
Residential Demand	Fixed	c/day	Access charge reflecting a fixed amount per day.
	Energy	c/kWh	Charge applied to all energy consumption.
	High-season Demand	\$/kW/month	Charge applied to maximum energy demand between 16:00 to 20:00 on business days. High-season includes the months November to March inclusive.
	Low-season Demand	\$/kW/month	Charge applied to maximum energy demand between 16:00 to 20:00 on business days. Low-season includes the months April to October inclusive.
Residential STOU	Fixed	c/day	Access charge reflecting a fixed amount per day.

<sup>6</sup> Endeavour Energy has displayed block tariff consumption thresholds on a MWh per annum basis. In practice, this annualised consumption threshold will be calculated on a pro-rata basis corresponding to the billing period.

<sup>7</sup> Endeavour Energy has displayed demand tariffs in \$/kW/month or \$/kVA/month basis as this is compatible with the requirements of our current billing system. It is possible that within the FY22 year, Endeavour Energy will transition to a new billing system that requires demand prices be expressed on a c/kW/day or c/kVA/day basis. While the way the price is expressed may need to change, the demand price will still apply to the customer's maximum monthly demand.

Tariff type	Components	Measurement	Charging parameter <sup>6,7</sup>
	High-season Peak Energy	c/kWh	Charge applied to energy consumed between 16:00 to 20:00 on business days. High-season includes the months November to March inclusive.
	Low-season Peak Energy	c/kWh	Charge applied to energy consumed between 16:00 to 20:00 on business days. Low-season includes the months April to October inclusive.
	Off Peak Energy	c/kWh	Charge applied to energy consumed at all other times.
Obsolete Residential TOU (closed to new entrants)	Fixed	c/day	Access charge reflecting a fixed amount per day.
	Peak Energy	c/kWh	Charge applied to energy consumed between 13:00 and 20:00 on business days.
	Shoulder Energy	c/kWh	Charge applied to energy consumed between 07:00 to 13:00 and 20:00 to 22:00 on business days
	Off Peak Energy	c/kWh	Charge applied to energy consumed at all other times.
General Supply Block Tariff	Fixed	c/day	Access charge reflecting a fixed amount per day.
	Energy Block 1	c/kWh	Charge applied to energy consumption up to and including 120 MWh per annum.
	Energy Block 2	c/kWh	Charge applied to energy consumption above 120 MWh per annum.
General Supply Transitional Demand	Fixed	c/day	Access charge reflecting a fixed amount per day.
	Energy	c/kWh	Charge applied to all energy consumption.
	High-season Demand	\$/kW/month	Charge applied to maximum energy demand between 16:00 to 20:00 on business days. High-season includes the months November to March inclusive.
	Low-season Demand	\$/kW/month	Charge applied to maximum energy demand between 16:00 to 20:00 on business days. Low-season includes the months April to October inclusive.
General Supply Demand	Fixed	c/day	Access charge reflecting a fixed amount per day.
	Energy	c/kWh	Charge applied to all energy consumption.



Tariff type	Components	Measurement	Charging parameter <sup>6,7</sup>
	High-season Demand	\$/kW/month	Charge applied to maximum energy demand between 16:00 to 20:00 on business days. High-season includes the months November to March inclusive.
	Low-season Demand	\$/kW/month	Charge applied to maximum energy demand between 16:00 to 20:00 on business days. Low-season includes the months April to October inclusive.
General Supply STOU	Fixed	c/day	Access charge reflecting a fixed amount per day.
	High-season Peak Energy	c/kWh	Charge applied to energy consumed between 16:00 to 20:00 on business days. High-season includes the months November to March inclusive.
	Low-season Peak Energy	c/kWh	Charge applied to energy consumed between 16:00 to 20:00 on business days. Low-season includes the months April to October inclusive.
	Off Peak Energy	c/kWh	Charge applied to energy consumed at all other times.
Obsolete General Supply TOU (closed to new entrants)	Fixed	c/day	Access charge reflecting a fixed amount per day.
	Peak Energy	c/kWh	Charge applied to energy consumed between 13:00 and 20:00 on business days.
	Shoulder Energy	c/kWh	Charge applied to energy consumed between 07:00 to 13:00 and 20:00 to 22:00 on business days
	Off Peak Energy	c/kWh	Charge applied to energy consumed at all other times.
Controlled Load 1	Fixed	c/day	Access charge reflecting a fixed amount per day.
	Energy	c/kWh	Charge applied to controlled energy consumption where energy consumption is controlled by our equipment so that supply may not be available between 07:00 and 22:00.
Controlled Load 2	Fixed	c/day	Access charge reflecting a fixed amount per day.
	Energy	c/kWh	Charge applied to controlled energy consumption where supply is available for restricted periods not exceeding a total of 17 hours in any period of 24 hours.

## Large low voltage tariff class

The charging parameters for the proposed tariffs for our low voltage customers in this tariff class are set out in the table below.

Table 3.2 - Charging parameters for the large low voltage tariff class

Tariff Type	Components	Measurement	Charging Parameter <sup>8</sup>
LV Demand	Fixed	c/day	Access charge reflecting a fixed amount per day.
	High-season Peak Energy	c/kWh	Charge applied to energy consumed between 16:00 to 20:00 on business days. High-season includes the months November to March inclusive.
	Low-season Peak Energy	c/kWh	Charge applied to energy consumed between 16:00 to 20:00 on business days. Low-season includes the months April to October inclusive.
	Off Peak Energy	c/kWh	Charge applied to all energy consumed at all other times.
	High-season Demand	\$/kVA/month	Charge applied to maximum energy demand between 16:00 to 20:00 on business days. High-season includes the months November to March inclusive.
	Low-season Demand	\$/kVA/month	Charge applied to maximum energy demand between 16:00 to 20:00 on business days. Low-season includes the months April to October inclusive.
LV Energy Transition Tariff	Fixed	c/day	Access charge reflecting a fixed amount per day.
	High-season Peak Energy	c/kWh	Charge applied to energy consumed between 16:00 to 20:00 on business days. High-season includes the months November to March inclusive.
	Low-season Peak Energy	c/kWh	Charge applied to energy consumed between 16:00 to 20:00 on business days. Low-season includes the months April to October inclusive.
	Off Peak Energy	c/kWh	Charge applied to energy consumed at all other times.

<sup>8</sup> Endeavour Energy has displayed demand tariffs in \$/kW/month or \$/kVA/month basis as this is compatible with the requirements of our current billing system. It is possible that within the FY22 year, Endeavour Energy will transition to a new billing system that requires demand prices be expressed on a c/kW/day or c/kVA/day basis. While the way the price is expressed may need to change, the demand price will still apply to the customer's maximum monthly demand.

## High voltage demand tariff class

The charging parameters for the proposed tariffs for our high voltage demand customers are set out in the table below.

Table 3.3 - Charging parameters for the high voltage demand tariff class

Tariff type	Components	Measurement	Charging parameter <sup>9</sup>
HV Demand	Fixed	c/day	Access charge reflecting a fixed amount per day.
	High-season Peak Energy	c/kWh	Charge applied to energy consumed between 16:00 to 20:00 on business days. High-season includes the months November to March inclusive.
	Low-season Peak Energy	c/kWh	Charge applied to energy consumed between 16:00 to 20:00 on business days. Low-season includes the months April to October inclusive.
	Off Peak Energy	c/kWh	Charge applied to energy consumed at all other times.
	High-season Demand	\$/kVA/month	Charge applied to maximum energy demand between 16:00 to 20:00 on business days. High-season includes the months November to March inclusive.
	Low-season Demand	\$/kVA/month	Charge applied to maximum energy demand between 16:00 to 20:00 on business days. Low-season includes the months April to October inclusive.
Individually Calculated HV Demand	As per the HV Demand tariff		

<sup>9</sup> Endeavour Energy has displayed demand tariffs in \$/kW/month or \$/kVA/month basis as this is compatible with the requirements of our current billing system. It is possible that within the FY22 year, Endeavour Energy will transition to a new billing system that requires demand prices be expressed on a c/kW/day or c/kVA/day basis. While the way the price is expressed may need to change, the demand price will still apply to the customer's maximum monthly demand.

### Subtransmission voltage demand tariff class

The charging parameters for the proposed tariffs for our subtransmission voltage are set out in the table below.

Table 3.4 - Charging parameters for the subtransmission voltage demand tariff class

Tariff type	Components	Measurement	Charging parameter <sup>10</sup>
ST Demand	Fixed	c/day	Access charge reflecting a fixed amount per day.
	High-season Peak Energy	c/kWh	Charge applied to energy consumed between 16:00 to 20:00 on business days. High-season includes the months November to March inclusive.
	Low-season Peak Energy	c/kWh	Charge applied to energy consumed between 16:00 to 20:00 on business days. Low-season includes the months April to October inclusive.
	Off Peak Energy	c/kWh	Charge applied to energy consumed at all other times.
	High-season Demand	\$/kVA/month	Charge applied to maximum energy demand between 16:00 to 20:00 on business days. High-season includes the months November to March inclusive.
	Low-season Demand	\$/kVA/month	Charge applied to maximum energy demand between 16:00 to 20:00 on business days. Low-season includes the months April to October inclusive.
Individually Calculated ST Demand	As per the ST Demand tariff		

<sup>10</sup> Endeavour Energy has displayed demand tariffs in \$/kW/month or \$/kVA/month basis as this is compatible with the requirements of our current billing system. It is possible that within the FY22 year, Endeavour Energy will transition to a new billing system that requires demand prices be expressed on a c/kW/day or c/kVA/day basis. While the way the price is expressed may need to change, the demand price will still apply to the customer's maximum monthly demand.

### Inter-distributor transfer tariff class

The charging parameters for the proposed tariffs for our inter-distributor transfer customers are set out in the table below.

Table 3.5 - Charging parameters for the inter-distributor transfer tariff class

Tariff type	Components	Measurement	Charging parameter <sup>11</sup>
Individually Calculated Demand	Fixed	c/day	Access charge reflecting a fixed amount per day.
	High-season Peak Energy	c/kWh	Charge applied to energy consumed between 16:00 to 20:00 on business days. High-season includes the months November to March inclusive.
	Low-season Peak Energy	c/kWh	Charge applied to energy consumed between 16:00 to 20:00 on business days. Low-season includes the months April to October inclusive.
	Off Peak Energy	c/kWh	Charge applied to energy consumed at all other times.
	High-season Demand	\$/kW/month	Charge applied to maximum energy demand between 16:00 to 20:00 on business days. High-season includes the months November to March inclusive.
	Low-season Demand	\$/kW/month	Charge applied to maximum energy demand between 16:00 to 20:00 on business days. Low-season includes the months April to October inclusive.

<sup>11</sup> Endeavour Energy has displayed demand tariffs in \$/kW/month or \$/kVA/month basis as this is compatible with the requirements of our current billing system. It is possible that within the FY22 year, Endeavour Energy will transition to a new billing system that requires demand prices be expressed on a c/kW/day or c/kVA/day basis. While the way the price is expressed may need to change, the demand price will still apply to the customer's maximum monthly demand.



### Unmetered supply tariff class

The charging parameters for the proposed tariffs for our unmetered supply customers are set out in the table below.

Table 3.6 - Charging parameters for the unmetered supply tariff class

Tariff type	Components	Measurement	Charging parameter
Unmetered Energy Tariff	Energy	c/kWh	Charge applied to all energy consumption.



# Approach to setting tariffs

## CHAPTER 4





This section details Endeavour Energy's approach to setting tariffs for direct control services<sup>12</sup>. We have set these tariffs by:

- setting the tariff at a level such that the revenue we expect to recover from customers lies between:
  - the stand alone cost of serving those customers who belong to that tariff class; and
  - the avoidable cost of not serving those customers;
- setting each tariff so that it is based on the long run marginal cost (LRMC) of providing services to those customers assigned to that tariff;
- setting our tariffs to reflect the efficient costs of providing the services; and
- taking account of, and limiting the customer impact of changes to tariffs.

## Tariff Setting Methodology

Endeavour Energy sets price levels in two steps. First, costs are allocated to individual tariffs and, second, the structure of charges within each individual tariff is determined.

We allocate costs to individual tariffs by:

- allocating every tariff the LRMC of the distribution network, consistent with clause 6.18.5(f) of the Rules; then
- allocating the residual costs to each tariff by taking into account the previous years' allocation of residual costs and a targeted residual cost allocation where costs are allocated based on:
  - Shared network asset costs for individually calculated, site specific tariffs; and
  - Diversified contribution to peak period demand for 'postage stamp' tariffs

In our view, this approach appropriately takes into consideration the impact on retail customers of changes in tariffs from the previous regulatory year consistent with clause 6.18.5(h) of the Rules.

The costs allocated to each tariff are then converted to a charging structure, which may include a fixed charge, consumption charge and/or demand charge. The structure of charges within each tariff are determined on the following basis:

- For demand tariffs and seasonal TOU tariffs, we propose to signal to customers the LRMC of providing network services at times of greatest utilisation using the demand charging parameter in demand tariffs and the peak energy charge in seasonal TOU tariffs. The demand/peak consumption charge was selected because it provides a signal to customers that more closely reflects the driver of network costs (i.e. peak demand).
- Costs not recovered from demand charges or peak energy charges are recovered from either fixed charges or consumption charges (kWh charges). In the absence of reliable information on the price elasticity of demand, this allocation is guided by a rebalancing of the recovery of costs towards fixed charges and away from distortionary consumption-based charges, subject to the extent this rebalancing can be achieved without unacceptable network bill impacts for our customers.

The extent to which we can move towards LRMC-based charging and higher fixed charges is constrained by prioritising the management of customer bill impacts.

---

<sup>12</sup> Clause 6.18.1A(a)(5) of the Rules.



## Tariff relativity constraints in the small low voltage tariff class

When setting the pricing relativity between the flat/block tariff, transitional demand tariff, demand tariff and seasonal TOU tariffs, the AER has determined that Endeavour Energy comply with the following constraints:

- annual prices will be set so that no less than 90% of small low voltage tariff class customers can find lower network charges by opting-out of the flat/block tariff to at least one of the transitional demand, demand or seasonal TOU tariffs; and
- annual prices will be set so that no less than 50% of small low voltage tariff class customers will have lower network charges by opting-out of the transitional demand tariff to the demand tariff.

Should these constraints result in tariff outcomes that conflict with the requirements of the National Electricity Rules then the requirements of the Rules will take primacy.

## Revenue is between stand-alone and avoidable cost for each tariff class

Endeavour Energy sets its tariffs at a level such that, for each tariff class, the revenue we expect to recover from customers lies between:

- the stand alone cost of serving those customers who belong to that tariff class (the upper bound); and
- the avoidable cost of not serving those customers.

The stand-alone cost of serving a group of customers is the total cost required to serve those customers alone, i.e., were we to build the network anew, removing all other customers from the network.

The avoidable cost of serving a group of customers is the reduction in cost that could be achieved if those customers were no longer served, i.e., the reduction in cost associated with a reduction in output that was previously provided to that class of customer.

Endeavour Energy calculates stand-alone and avoidable costs by first classifying each of our network cost categories on the basis of the following two dimensions:

- whether costs are direct or indirect; and
- whether costs are scalable or non-scalable.

Avoidable cost for each tariff class is calculated as the sum of all direct costs multiplied by some weight,<sup>13</sup> which represents the proportion of direct costs that are attributable to that tariff class.

Stand-alone cost for each tariff class is calculated by taking the avoidable cost for that tariff class and adding to it:

- all non-scalable indirect costs we incur in operating the network; and
- a proportion of our scalable, indirect costs that can be attributed to that tariff class.

See Appendix 5 of our TSS explanatory statement for more information on how we have calculated stand-alone and avoidable costs.

---

<sup>13</sup> Endeavour Energy's current weights are derived from the estimated value of the assets at each voltage level.



## Estimating long-run marginal cost

We set our tariffs based on the long run marginal cost (LRMC) of providing services to those customers assigned to that tariff. The LRMC of supplying each tariff class is estimated using an average incremental cost approach, i.e., by taking the average change in projected operating and capital expenditure attributable to future increases in demand. This averages the total cost of supplying new growth in demand over that growth in demand.

In practice, under this approach LRMC is estimated by:

- projecting future operating and capital costs attributable to expected increases in demand;
- forecasting future load growth for the relevant network asset (or assets); and
- dividing the present value of projected costs by the present value of expected increases in demand.

The average incremental cost approach yields an LRMC estimate for each network service expressed in dollars per kW per annum. However, many customers are not, and indeed cannot, be charged on the basis of their contribution to the network's maximum demand. It is therefore necessary to express these 'dollars per kW per annum' LRMC estimates (hereafter termed 'base LRMC estimates') in terms of the charging parameters that constitute each tariff.

### Translation of LRMC into charging parameters for non-TOU tariffs

Translation of LRMC into charging parameters for non-TOU tariffs involves two steps, i.e.:

1. Converting the base LRMC estimate using the power factor for a given customer class.
2. Converting the resulting estimate to dollars per kWh by dividing by the number of hours in the year that the variable tariff component can be charged, i.e.:

$$\text{LRMC estimate (\$ per kWh)} = \frac{\text{LRMC (\$ per kW per year)}}{\text{Hours per year}}$$

### Translation of LRMC into charging parameters for time of use energy tariffs

Translation of LRMC into charging parameters for TOU tariffs involves two steps, i.e.:

1. Converting the base LRMC estimate using the power factor for a given customer class.
2. Converting the resulting estimate to dollars per kWh by dividing by the number of hours in the year that the variable tariff component can be charged, i.e.:

$$\text{Peak energy price high season} = \frac{\text{LRMC} \times P(MD) \times (1 - \beta^h) \times (1 - \alpha)}{\text{number of high season peak hours}}$$

$$\text{Peak energy price low season} = \frac{\text{LRMC} \times P(MD) \times (1 - \beta^l) \times (1 - \alpha)}{\text{number of low season peak hours}}$$

Where:

$P(MD)$  is the probability of maximum demand occurring in the peak period;

$(1 - \beta^h)$  is the per cent allocated to the high-season, and sums to one when added to  $(1 - \beta^l)$ ;

$(1 - \beta^l)$  is the per cent allocated to the low-season; and

$\alpha$  applies only to large business customers and is the per cent of LRMC recovered from the demand charge, as compared with the peak energy charge, and ensures the combined peak energy and demand price signal is appropriately reflects estimated LRMC.

### Translation of LRMC into charging parameters for demand tariffs

Translation of LRMC into charging parameters for demand tariffs involves two steps, i.e.:

1. Converting the base LRMC estimate using the power factor for a given customer class (if required).
2. Converting the resulting estimate to dollars per kW or kVA by dividing by the number of months in the year that the variable tariff component can be charged, i.e.:

$$\text{Demand price high season} = \frac{\text{LRMC} \times DF \times P(MD) \times (1 - \beta^h) \times \alpha}{\text{Number of high season months}}$$

$$\text{Demand price low season} = \frac{\text{LRMC} \times DF \times P(MD) \times (1 - \beta^l) \times \alpha}{\text{Number of low season months}}$$

Where:

$DF$  is the per cent diversity factor for the applicable tariff, and ensures the price signal reflects diversity in the timing of each customer's peak demand and their behavioural contribution to maximum demand;

$P(MD)$  is the probability of maximum demand occurring in the peak period;

$(1 - \beta^h)$  is the per cent allocated to the high-season, and sums to one when added to  $(1 - \beta^l)$ ;

$(1 - \beta^l)$  is the per cent allocated to the low-season; and

$\alpha$  applies only to large business customers and is the per cent of LRMC recovered from the demand charge, as compared with the peak energy charge, and ensures the combined peak energy and demand price signal is appropriate.

See Appendix 6 of our TSS explanatory statement for more information on how we have calculated LRMC.

### Tariffs reflect the efficient costs of providing the services

Endeavour Energy's approach to setting demand charging parameter of tariffs is to set prices that are cost reflective, i.e.:

- prices should be lower when there is more excess capacity, because increased demand will not lead to additional investment, i.e., the cost of additional demand is low; and
- prices should be higher when increased demand for electricity may require additional investment, i.e., the cost of greater demand is high.

By setting our demand charging window to reflect those times of the day that additional demand may require network augmentation, Endeavour Energy is more accurately signalling to consumers those times where the cost of greater demand is high.

See section 7.3 of our TSS explanatory statement for more information on how we have determined the charging windows in a manner that reflects the efficient costs of providing the service



## Tariffs mitigate impact on customers

Endeavour Energy's approach is to ensure that any changes to tariffs are made gradually, to limit the impact on customers each year.

The transition from energy to demand based tariffs for our residential and small business affect some customers network bills. To mitigate the impact on customers Endeavour Energy has proposed:

- a ten year transition period for the demand tariff parameter of the transitional demand tariff; and
- to provide customers on the transitional demand tariff with an opt-out option should they wish to return to the energy based tariff





# Proposed NUOS tariffs

## CHAPTER 5



Endeavour Energy's network use of system (NUOS) tariffs represent the aggregation of distribution use of system (DUOS) tariffs, climate change fund (CCF) recovery tariffs and transmission cost recovery (TCR) tariffs. The tariffs include the allowed movement in the consumer price index and are exclusive of GST.

## Comparison to Indicative Pricing Schedule

Endeavour Energy's FY21 Pricing Proposal was accompanied by an Indicative Pricing Schedule (IPS) of FY22 tariffs. The following table demonstrates the underlying difference between the average price movement assumed in the IPS and the actual FY22 average pricing outcomes.

*Table 5.1 – Contribution to average network price change*

Weighted average network price change	IPS FY22	Actual FY22
Distribution tariffs	-3.8%	-3.4%
Transmission cost recovery tariffs	-2.5%	9.8%
Climate Change Fund recovery tariffs	-9.3%	-4.7%
<b>Weighted average network price change</b>	<b>-4.0%</b>	<b>-1.4%</b>

The different between forecast and the proposed FY22 prices primarily reflects the difference in the rate of change in the DUOS, TCR and CCF tariffs and their differing proportional representation in each NUOS charging parameter.

Endeavour Energy's FY21 IPS (for FY22 tariffs), was also prepared in accordance with the Tariff Setting Methodology outlined in our approved TSS. This included:

- The transitional re-weighting between tariff classes to better reflect the efficient allocation of residual annual costs; and
- The transitional re-weighting of fixed, energy and demand based charging parameters within our tariffs to more efficiently signal LRMC.

Endeavour Energy placed a one-year pause on tariff re-weighting in FY21. Our FY22 pricing proposal sees a return to the Tariff Setting Methodology outlined in our approved TSS.

When setting the pricing relativity between the flat/block tariff, transitional demand tariff, demand tariff and seasonal TOU tariffs, the AER has determined that Endeavour Energy comply with several tariff relativity constraints. As the number of residential and small business customers on digital meters increases, Endeavour Energy must reweight its cost reflective residential and small business tariffs relative to the legacy tariffs to ensure the determined relativities are maintained and that the relativities between these tariffs are sustainable in the longer-term. To maintain these relativities the energy rates of our cost reflective tariffs have increased at a rate greater than anticipated in the FY21 IPS.

## Changes from the previous regulatory year

Endeavour Energy does not propose to make any variations or adjustments to the structure of network tariffs between the FY21 and FY22 years.

Endeavour Energy proposes to introduce 13 new LED public lighting asset types. This requires the creation of 26 new rates – 13 Tariff Class 3 and 13 Tariff Class 4.

## Changes within the regulatory year

Endeavour Energy has displayed demand tariffs in \$/kW/month or \$/kVA/month basis as this is compatible with the requirements of our current billing system. It is possible that within the FY22 year, Endeavour Energy will transition to a new billing system that requires demand prices be expressed on a c/kW/day or c/kVA/day basis. While the way the price is expressed may need to change, the demand price will still apply to the customer's maximum monthly demand.

Endeavour Energy does not otherwise propose to make any variations or adjustments to the structure of network tariffs during FY22.

## Low Voltage Energy Tariff Class

### Residential energy tariff – N70

The following table provides the proposed prices for the residential flat tariff for FY22. Over 99% of residential customers charged using this tariff.

Table 5.2 – Proposed FY22 residential flat tariff

Charging Parameter	Existing NUOS Tariff FY21	Proposed NUOS Tariff FY22	% change
Network Access Charge (\$/day)	0.3864	0.4068	5.3%
Energy Charge (c/kWh)	8.6167	8.0953	-6.1%

All prices in the above table are exclusive of GST.

### Residential seasonal TOU tariff – N71

The following table provides the proposed prices for the seasonal TOU tariff for FY22. Tariff N71 is an optional tariff for customers with smart metering.

Table 5.3 – Proposed FY22 residential seasonal TOU tariff

Charging Parameter	Existing NUOS Tariff FY21	Proposed NUOS Tariff FY22	% change
Network Access Charge (\$/day)	0.4147	0.4262	2.8%
High Season Peak Energy Charge (c/kWh)	19.5828	19.3661	-1.1%
Low Season Peak Energy Charge (c/kWh)	10.7675	10.4749	-2.7%
Off Peak Energy Charge (c/kWh)	6.9475	6.6220	-4.7%

All prices in the above table are exclusive of GST.



### Residential seasonal demand tariff – N72

The following table provides the proposed prices for the seasonal demand tariff for FY22. Tariff N72 is an optional tariff for customers with smart metering.

Table 5.4 – Proposed FY22 residential seasonal demand tariff

Charging Parameter	Existing NUOS Tariff FY21	Proposed NUOS Tariff FY22	% change
Network Access Charge (\$/day)	0.4147	0.4262	2.8%
Energy Charge (c/kWh)	5.1505	4.6171	-10.4%
High Season Peak Demand Charge (\$/kW/month)	4.1610	4.4165	6.1%
Low Season Peak Demand Charge (\$/kW/month)	1.2775	1.4965	17.1%

All prices in the above table are exclusive of GST.

### Residential transitional seasonal demand tariff – N73

The following table provides the proposed prices for the transitional seasonal demand tariff for FY22. Tariff N73 is the default tariff for customers with smart metering.

Table 5.5 – Proposed FY22 residential transitional seasonal demand tariff

Charging Parameter	Existing NUOS Tariff FY21	Proposed NUOS Tariff FY22	% change
Network Access Charge (\$/day)	0.4147	0.4262	2.8%
Energy Charge (c/kWh)	6.7828	6.0941	-10.2%
High Season Peak Demand Charge (\$/kW/month)	1.4600	1.9345	32.5%
Low Season Peak Demand Charge (\$/kW/month)	0.4380	0.6570	50.0%

All prices in the above table are exclusive of GST.

### **Residential time of use (type 5) – N705 (closed to new entrants)**

The following table provides the proposed prices for the residential time of use tariff (type 5) for FY22. Tariff N705 is closed to new entrants.

*Table 5.6 – Proposed FY22 residential time of use (type 5) tariff*

Charging Parameter	Existing NUOS Tariff FY21	Proposed NUOS Tariff FY22	% change
Network Access Charge (\$/day)	0.4147	0.4262	2.8%
Peak Energy Charge (c/kWh)	13.1213	13.5961	3.6%
Shoulder Energy Charge (c/kWh)	8.7880	9.2255	5.0%
Off Peak Energy Charge (c/kWh)	8.3216	8.7551	5.2%

All prices in the above table are exclusive of GST.

### **Residential time of use – N706 (closed to new entrants)**

The following table provides the proposed prices for the residential time of use tariff for FY22. Tariff N706 is closed to new entrants.

*Table 5.7 – Proposed FY22 residential time of use tariff*

Charging Parameter	Existing NUOS Tariff FY21	Proposed NUOS Tariff FY22	% change
Network Access Charge (\$/day)	0.4147	0.4262	2.8%
Peak Energy Charge (c/kWh)	13.1213	13.5961	3.6%
Shoulder Energy Charge (c/kWh)	8.7880	9.2255	5.0%
Off Peak Energy Charge (c/kWh)	8.3216	8.7551	5.2%

All prices in the above table are exclusive of GST.

### General supply block tariff – N90

The following table provides the proposed prices for the default general supply block tariff for FY22. Tariff N90 is Endeavour Energy's primary general supply tariff with approximately 94% of general supply customers charged using this tariff.

Table 5.8 – Proposed FY22 general supply block tariff

Charging Parameter	Existing NUOS Tariff FY21	Proposed NUOS Tariff FY22	% change
Network Access Charge (\$/day)	0.5530	0.5823	5.3%
First Block Energy Charge (c/kWh)	8.8849	8.4755	-4.6%
Second Block Energy Charge (c/kWh)	9.9362	9.7994	-1.4%

All prices in the above table are exclusive of GST.

### General supply seasonal TOU tariff – N91

The following table provides the proposed prices for the seasonal TOU tariff for FY22. Tariff N91 is an optional tariff for customers with smart metering.

Table 5.9 – Proposed FY22 general supply seasonal TOU tariff

Charging Parameter	Existing NUOS Tariff FY21	Proposed NUOS Tariff FY22	% change
Network Access Charge (\$/day)	0.5939	0.6104	2.8%
High Season Peak Energy Charge (c/kWh)	20.3007	20.1704	-0.6%
Low Season Peak Energy Charge (c/kWh)	11.4854	11.2792	-1.8%
Off Peak Energy Charge (c/kWh)	7.6654	7.4263	-3.1%

All prices in the above table are exclusive of GST.

### General supply seasonal demand tariff – N92

The following table provides the proposed prices for the seasonal demand tariff for FY22. Tariff N92 is an optional tariff for customers with smart metering.

Table 5.10 – Proposed FY22 general supply seasonal demand tariff

Charging Parameter	Existing NUOS Tariff FY21	Proposed NUOS Tariff FY22	% change
Network Access Charge (\$/day)	0.5939	0.6104	2.8%
Energy Charge (c/kWh)	5.6470	6.0181	6.6%
High Season Peak Demand Charge (\$/kW/month)	5.7305	5.9860	4.5%
Low Season Peak Demand Charge (\$/kW/month)	1.7520	1.9710	12.5%

All prices in the above table are exclusive of GST.

### General supply transitional seasonal demand tariff – N93

The following table provides the proposed prices for the transitional seasonal demand tariff for FY22. Tariff N93 is the default tariff for customers with smart metering.

Table 5.11 – Proposed FY22 general supply transitional seasonal demand tariff

Charging Parameter	Existing NUOS Tariff FY21	Proposed NUOS Tariff FY22	% change
Network Access Charge (\$/day)	0.5939	0.6104	2.8%
Energy Charge (c/kWh)	7.0553	6.9449	-1.6%
High Season Peak Demand Charge (\$/kW/month)	1.6790	2.3360	39.1%
Low Season Peak Demand Charge (\$/kW/month)	0.5110	0.7665	50.0%

All prices in the above table are exclusive of GST.

### General supply time of use – N84 (closed to new entrants)

The following table provides the proposed prices for the general supply time of use tariff for FY22.

Table 5.12 – Proposed FY22 general supply time of use tariff

Charging Parameter	Existing NUOS Tariff FY21	Proposed NUOS Tariff FY22	% change
Network Access Charge (\$/day)	0.5939	0.6104	2.8%
Peak Energy Charge (c/kWh)	12.8351	13.2464	3.2%
Shoulder Energy Charge (c/kWh)	8.5018	8.8758	4.4%
Off Peak Energy Charge (c/kWh)	8.0354	8.4054	4.6%

All prices in the above table are exclusive of GST.

### General supply time of use (type 5) – N845 (closed to new entrants)

The following table provides the proposed prices for the general supply time of use tariff (type 5) for FY22.

Table 5.13 – Proposed FY22 general supply time of use (type 5) tariff

Charging Parameter	Existing NUOS Tariff FY21	Proposed NUOS Tariff FY22	% change
Network Access Charge (\$/day)	0.5939	0.6104	2.8%
Peak Energy Charge (c/kWh)	12.8351	13.2464	3.2%
Shoulder Energy Charge (c/kWh)	8.5018	8.8758	4.4%
Off Peak Energy Charge (c/kWh)	8.0354	8.4054	4.6%

All prices in the above table are exclusive of GST.



### Controlled load tariffs – N50 and N54

The following table provides the proposed prices for the controlled load 1 tariff for FY22.

Table 5.14 – Proposed FY22 controlled load 1 tariff

Charging Parameter	Existing NUOS Tariff FY21	Proposed NUOS Tariff FY22	% change
Network Access Charge (\$/day)	0.0323	0.0372	15.2%
Energy Charge (c/kWh)	1.4106	1.6184	14.7%

All prices in the above table are exclusive of GST.

The following table provides the proposed prices for the controlled load 2 tariff for FY22.

Table 5.15 – Proposed FY22 controlled load 2 tariff

Charging Parameter	Existing NUOS Tariff FY21	Proposed NUOS Tariff FY22	% change
Network Access Charge (\$/day)	0.0323	0.0372	15.2%
Energy Charge (c/kWh)	3.5161	3.7078	5.5%

All prices in the above table are exclusive of GST.





## Low Voltage Demand Tariff Class

### Low voltage time of use demand – N19

The following table provides the proposed prices for the low voltage time of use demand tariff for FY22.

Table 5.16 – Proposed FY22 low voltage time of use demand tariff

Charging Parameter	Existing NUOS Tariff FY21	Proposed NUOS Tariff FY22	% change
Network Access Charge (\$/day)	22.5881	24.9100	10.3%
High Season Peak Energy Charge (c/kWh)	4.2563	4.3136	1.3%
Low Season Peak Energy Charge (c/kWh)	3.6657	3.7178	1.4%
Off Peak Energy Charge (c/kWh)	2.2511	2.2911	1.8%
High Season Peak Demand Charge (\$/kVA/Month)	9.7455	9.4535	-3.0%
Low Season Peak Demand Charge (\$/kVA/Month)	8.2125	7.9205	-3.6%

All prices in the above table are exclusive of GST.

### Transitional time of use – N89

The following table provides the proposed prices for the transitional time of use tariff for FY22.

Table 5.17 – Proposed FY22 transitional time of use tariff

Charging Parameter	Existing NUOS Tariff FY21	Proposed NUOS Tariff FY22	% change
Network Access Charge (\$/day)	22.5881	24.9100	10.3%
High Season Peak Energy Charge (c/kWh)	18.9159	19.5060	3.1%
Low Season Peak Energy Charge (c/kWh)	15.9626	16.5272	3.5%
Off Peak Energy Charge (c/kWh)	8.8877	9.3915	5.7%

All prices in the above table are exclusive of GST.



## High Voltage Demand Tariff Class

### High voltage time of use demand – N29

The following table provides the proposed prices for the high voltage time of use demand tariff for FY22.

Table 5.18 – Proposed FY22 high voltage time of use demand tariff

Charging Parameter	Existing NUOS Tariff FY21	Proposed NUOS Tariff FY22	% change
Network Access Charge (\$/day)	38.8834	42.8800	10.3%
High Season Peak Energy Charge (c/kWh)	1.7275	1.7100	-1.0%
Low Season Peak Energy Charge (c/kWh)	1.6756	1.6577	-1.1%
Off Peak Energy Charge (c/kWh)	1.5534	1.5344	-1.2%
High Season Peak Demand Charge (\$/kVA/Month)	9.3440	9.5265	2.0%
Low Season Peak Demand Charge (\$/kVA/Month)	9.2345	9.4170	2.0%

All prices in the above table are exclusive of GST.

### Individually calculated high voltage tariffs

The individually calculated high voltage NUOS tariffs have been provided to the AER on a confidential basis as these tariffs contain customer specific data.



## Subtransmission Voltage Demand Tariff Class

### Subtransmission time of use demand – N39

The following table provides the proposed prices for the subtransmission time of use demand tariff for FY22.

Table 5.19 – Proposed FY22 subtransmission time of use demand tariff

Charging Parameter	Existing NUOS Tariff FY21	Proposed NUOS Tariff FY22	% change
Network Access Charge (\$/day)	61.0228	67.3000	10.3%
High Season Peak Energy Charge (c/kWh)	1.4170	1.3478	-4.9%
Low Season Peak Energy Charge (c/kWh)	1.3692	1.2995	-5.1%
Off Peak Energy Charge (c/kWh)	1.2551	1.1845	-5.6%
High Season Peak Demand Charge (\$/kVA/Month)	8.0300	8.1760	1.8%
Low Season Peak Demand Charge (\$/kVA/Month)	7.9205	8.0665	1.8%

All prices in the above table are exclusive of GST.

### Individually calculated subtransmission voltage tariffs

The individually calculated high voltage NUOS tariffs have been provided to the AER on a confidential basis as these tariffs contain customer specific data.

### Inter-Distributor Transfer Tariff Class

The inter-distributor NUOS tariffs have been provided to the AER on a confidential basis as these tariffs contain customer specific data.



## Unmetered Supply Tariff Class

The following table provides the proposed prices for the unmetered supply NUOS tariff (N99) for FY22.

*Table 5.20 – Proposed FY22 unmetered supply tariff*

Charging Parameter	Existing NUOS Tariff FY21	Proposed NUOS Tariff FY22	% change
Network Access Charge (\$/day)	0.0000	0.0000	0.0%
Energy Charge (c/kWh)	8.9819	8.7255	-2.9%

All prices in the above table are exclusive of GST.

Price movements are in alignment with the General Supply block tariff N90.

The following table provides the proposed prices for the street lighting NUOS tariff (SL) for FY22.

*Table 5.21 – Proposed FY22 street lighting tariff*

Charging Parameter	Existing NUOS Tariff FY21	Proposed NUOS Tariff FY22	% change
Network Access Charge (\$/day)	0.0000	0.0000	0.0%
Energy Charge (c/kWh)	8.1952	7.9311	-3.2%

All prices in the above table are exclusive of GST.

The following table provides the proposed prices for the traffic control signal lights NUOS tariff (TL) for FY22.

*Table 5.22 – Proposed FY22 traffic control signal lights tariff*

Charging Parameter	Existing NUOS Tariff FY21	Proposed NUOS Tariff FY22	% change
Network Access Charge (\$/day)	0.0000	0.0000	0.0%
Energy Charge (c/kWh)	8.9819	8.7255	-2.9%

All prices in the above table are exclusive of GST.

Price movements are in alignment with the General Supply block tariff N90.

The following table provides the proposed prices for the nightwatch NUOS tariff (NW) for FY22.

*Table 5.23 – Proposed FY22 nightwatch tariff*

Charging Parameter	Existing NUOS Tariff FY21	Proposed NUOS Tariff FY22	% change
Network Access Charge (\$/day)	0.0000	0.0000	0.0%
Energy Charge (c/kWh)	7.2071	7.5547	4.8%

All prices in the above table are exclusive of GST.



# Consumer impacts

## CHAPTER 6





Endeavour Energy’s network use of system tariffs are an aggregation of distribution tariffs, transmission cost recovery tariffs and climate change fund recovery tariffs. From 1 July 2015, Endeavour Energy’s metering servicing charges (MSC) have been unbundled from the distribution component of the network tariffs and are charged separately. Retailers generally pass through network tariffs to end use customers and add the costs of purchasing electricity from the wholesale market and other retail-related costs of selling electricity.

The customer impacts examined in this chapter relate only to network charges and do not include assumptions relating to retail charges. The figure below provides the proportional network and retail components of an average regulated residential block tariff (BT) and general supply BT retail bill<sup>14</sup>.

Figure 6.1 – Average regulated residential and general supply BT bills by network and retail component – FY21



As demonstrated above the NUOS charges represent just over 1/3 of the total electricity price in each case.<sup>15</sup>

<sup>14</sup> Average regulated retail bills are calculated on the basis of the FY21 Default Market Offer (DMO) for residential and general supply tariff customers in the Endeavour Energy network consuming 5,000kWh and 10,000kWh respectively. Endeavour Energy’s standard Metering Service Charges (MSC) are excluded.  
<sup>15</sup> Over 99% of Endeavour Energy’s customers are charged for electricity on the basis of either residential (N70) or general supply (N90) network tariff. Not all customers are supplied on the basis of the DMO tariff.



## Low Voltage Energy Tariff Class

### Residential flat tariff – N70

Tariff N70 is Endeavour Energy's primary residential tariff with over 99% of residential customers supplied on this tariff.

The following figure illustrates the expected network bill impacts of the proposed network price change for customers on the N70 tariff.

For an average residential customer consuming 5 MWh per annum this equates to a \$19 decrease in annual NUOS bill. Endeavour Energy's portion of the annual network bill (DUOS) will decrease by \$24 and the TCR and CCF portions of the network bill will combine for an increase by \$5.

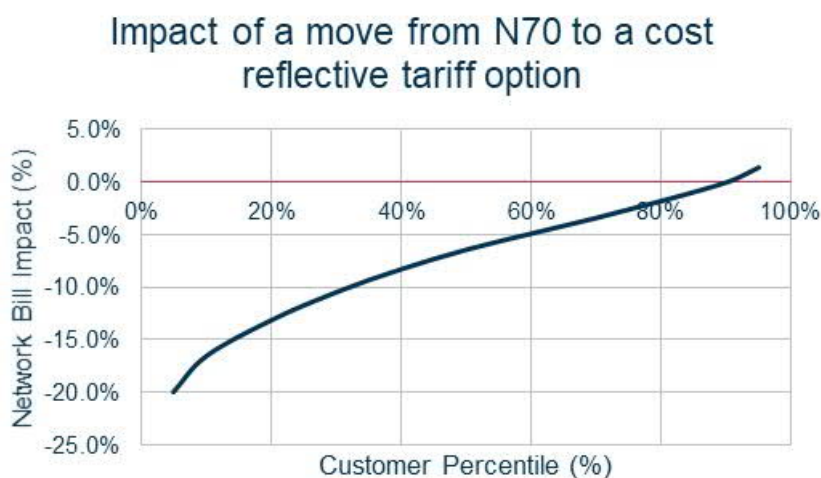
Figure 6.2 – Expected N70 network bill impact distribution



Endeavour Energy's remaining residential customers are primarily supplied on our cost-reflective tariffs N71, N72 and N73. Where the customer has a digital meter, these tariffs are available to our customer's retailer to elect on behalf of the customer.

The following figure illustrates that 90% of eligible customers on the N70 tariff are likely to be better-off if a cost-reflective tariff is elected by their retailer. The median customer is expected to save 6% on their network bill.

Figure 6.3 – Expected savings of a transition from tariff N70 to a cost-reflective tariff option



## General Supply block tariff – N90

Tariff N90 is Endeavour Energy's primary general supply tariff with approximately 94% of general supply customers charged using this tariff.

The following figure illustrates the expected network bill impacts of the proposed network price change for customers on the N90 tariff.

For an average small business customer consuming 23 MWh per annum this equates to a \$84 decrease in annual NUOS bill. Endeavour Energy's portion of the annual network bill (DUOS) will decrease by \$104 and the TCR and CCF portions of the network bill will combine for an increase by \$20.

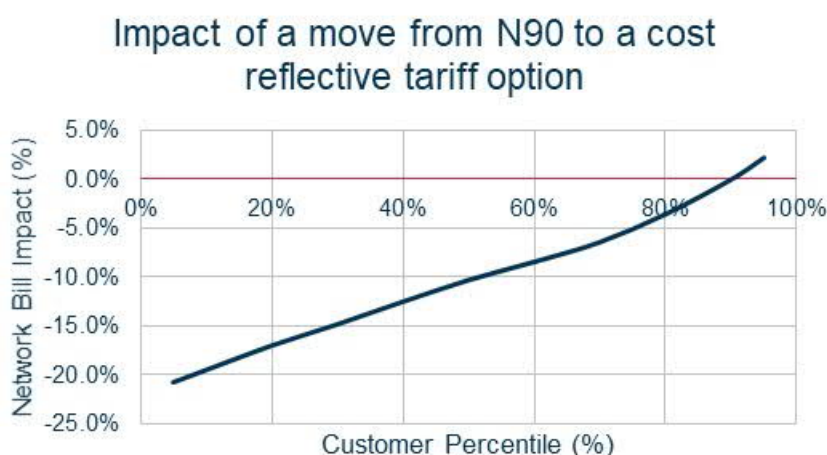
Figure 6.4 – Expected N90 network bill impact distribution



Endeavour Energy's remaining small business customers are primarily supplied on our cost-reflective tariffs N91, N92 and N93. Where the customer has a digital meter, these tariffs are available to our customer's retailer to elect on behalf of the customer.

The following figure illustrates that 90% of eligible customers on the N90 tariff are likely to be better-off if a cost-reflective tariff is elected by their retailer. The median customer is expected to save 10% on their network bill.

Figure 6.5 – Expected savings of a transition from tariff N90 to a cost-reflective tariff option

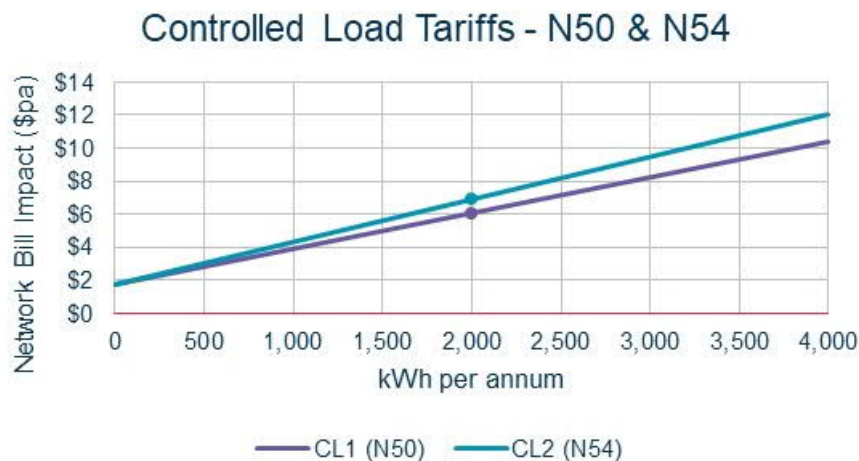




### Controlled load tariffs – N50 and N54

The following figure illustrates the expected network bill impacts of the proposed network price change for customers on the controlled load 1 (N50) and controlled load 2 (N54) tariffs.

Figure 6.6 – Customer impact Controlled Load 1 and 2



### Low Voltage Demand Tariff Class

#### Low voltage time of use demand – N19

The following figure shows the impact distribution of the proposed network price change for customers on the low voltage time of use demand tariff.

Figure 6.7 – Expected low voltage time of use demand network bill impact distribution





## High Voltage Demand Tariff Class

### High voltage time of use demand – N29

The following figure shows the impact distribution of the proposed network price change for customers on the high voltage time of use demand tariff.

Figure 6.8 – Expected high voltage time of use demand network bill impact distribution



## Subtransmission Voltage Demand Tariff Class

### Subtransmission time of use demand – N39

The following figure shows the impact distribution of the proposed network price change for customers on the subtransmission time of use demand tariff.

Figure 6.9 – Expected subtransmission time of use demand NUOS bill impact distribution





## Unmetered Supply Tariff Class

### Unmetered supply tariff – N99

The following table shows the expected network bill impacts of the proposed network price change for customers on the unmetered supply tariff.

Table 6.1 – Customer impact of the unmetered supply tariff (N99)

Annual Consumption (kWh)	NUOS Bill (\$pa)		Change in NUOS Bill (%)
	FY21	FY22	
1,000	89.82	87.26	-2.9%
3,000	269.46	261.77	-2.9%
5,000	449.10	436.28	-2.9%
10,000	898.19	872.55	-2.9%

All indicative bill outcomes in the above table are exclusive of GST.

### Unmetered street lighting tariff – SL

The following table shows the expected network bill impacts of the proposed network price change for customers on the unmetered street lighting tariff.

Table 6.2 – Customer impact unmetered street lighting tariff (SL)

Annual Consumption (kWh)	NUOS Bill (\$pa)		Change in NUOS Bill (%)
	FY21	FY22	
1,000	81.95	79.31	-3.2%
3,000	245.86	237.93	-3.2%
5,000	409.76	396.56	-3.2%
10,000	819.52	793.11	-3.2%

All indicative bill outcomes in the above table are exclusive of GST

### Unmetered traffic signal tariff – TL

The following table shows the expected network bill impacts of the proposed network price change for customers on the unmetered traffic signal tariff.

Table 6.3 – Customer impact unmetered traffic signal tariff (TL)

Annual Consumption (kWh)	NUOS Bill (\$pa)		Change in NUOS Bill (%)
	FY21	FY22	
1,000	89.82	87.26	-2.9%
3,000	269.46	261.77	-2.9%
5,000	449.10	436.28	-2.9%
10,000	898.19	872.55	-2.9%

All indicative bill outcomes in the above table are exclusive of GST

## Unmetered nightwatch tariff – NW

The following table shows the expected network bill impacts of the proposed network price change for customers on the unmetered nightwatch tariff.

Table 6.4 – Customer impact nightwatch (NW)

Annual Consumption (kWh)	NUOS Bill (\$pa)		Change in NUOS Bill (%)
	FY21	FY22	
1,000	72.07	75.55	4.8%
3,000	216.21	226.64	4.8%
5,000	360.36	377.74	4.8%
10,000	720.71	755.47	4.8%

All indicative bill outcomes in the above table and are exclusive of GST.

## Customer Reassignment

Endeavour Energy intends to compulsorily assign 37 customers with annual consumption in excess of 160 MWh pa from their existing general supply BT, general supply time of use, transitional time of use or demand time of use tariff to the appropriate demand time of use or transitional time of use tariff.

The customers targeted for re-assignment meet the following criteria:

- Have an annual consumption in excess of 160MWh pa;
- Have time of use metering capable of supporting the proposed tariff; and
- The expected network bill impact of the reassignment to the destination tariff is either less than 5% or less than the bill impact the customer would have received had they stayed on their existing tariff.

This reform proposal is consistent with Endeavour Energy's pricing policy of compulsory demand pricing for all customers with annual consumption greater than 160 MWh pa.

A summary of the proposed compulsory re-assignment of customers is provided in the following table:

Table 6.5– compulsory customer assignment

Origin Tariff	Proposed Tariff	Customers Assigned
General Supply BT (N90)	Low Voltage time of use Demand	37
Transitional Time of Use (N89)	Low Voltage time of use Demand	0
<b>Total</b>		<b>37</b>

To be eligible for compulsory tariff re-assignment Endeavour Energy requires that the customer has metering installed that is capable of supporting the proposed tariff and that FY22 quantities are available in the form of the destination tariffs (ie high season peak, low season peak and off peak energy and demand tariff charging parameters).

Upon approval of this pricing proposal, and in accordance with section 2.2 of our final 2019-24 TSS, we will write to Retailers, who act on the customers behalf, informing them of the proposed tariff reassignment.

The notification letter will provide the retailer with:

- The reasons for the reassignment;
- The criteria by which the customer was identified for transfer;



- The opportunity to object to the reassignment prior to its actioning; and

Notification that an alternate dispute resolution process is available should the retailer be dissatisfied with Endeavour Energy's proposal



# Regulatory requirements

## CHAPTER 7

## Distribution Pricing

### Compliance with the Revenue Cap

The following table demonstrates that Endeavour Energy's FY22 Pricing Proposal complies with the revenue cap constraint outlined in the Determination and based on the tariff classes outlined in this Proposal.

Table 7.1 – Compliance with the revenue cap<sup>16</sup>

Control Mechanism	Formula	Value (\$'000)
Adjusted annual smoothed revenue requirement (t-1)	$ARR_{t-1}$	863,109
CPI	$\Delta CPI_t$	0.86%
X-Factor	$X_t$	1.93%
S-Factor	$S_{t-1}$	4.52%
S-Factor	$S_{t-2}$	0.32%
Adjusted annual smoothed revenue requirement (t)	$ARR_t = ARR_{t-1} \times (1 + \Delta CPI_t) \times (1 - X_t) / (1 + S_{t-1}) / (1 + S_{t-2})$	814,241
STPIS, DMIS and DMIA adjustments	$I_t$	16,415
Annual adjustment factors	$B_t$	-3,483
Cost pass through amounts	$C_t$	0
FY19 true-up (applicable FY21 only)	$RV_t$	0
Total allowable revenue	$TAR_t = ARR_t + I_t + B_t + C_t + RV_t$	827,174
Proposed revenue	$PR_t$	827,174
Revenue cap compliance	$TAR_t \geq PR_t$	Yes

Compliance with the revenue cap control mechanism is demonstrated in confidential Attachment A.

<sup>16</sup> Weighted average revenues have been calculated using forecast FY21 volumes.

## Compliance with tariff class constraints

The table below calculates the FY22 side constraint limit for tariff class movements.

Table 7.2 – Side Constraint Limit

Side Constraint	Formula	Value (%)
CPI	$\Delta CPI_t$	0.86%
X-Factor	$X_t$	0.00% <sup>17</sup>
Annual Side Constraint	$SC_t$	2.00%
S-Factor	$S_{t-1}$	4.52%
S-Factor	$S_{t-2}$	0.32%
STPIS, DMIS and DMIA adjustments	$I_t'$	1.92%
Annual adjustment factors	$B_t'$	-0.41%
Cost pass through amounts	$C_t'$	0.00%
Side Constraint Limit	$(1+\Delta CPI_t) \times (1-X_t) \times (1+SC_t) / (1+S_{t-1}) / + (1+S_{t-1}) + I_t' + B_t' + C_t'$	<b>-0.37%</b>

The weighted average revenue change by tariff class is below the -0.37% side constraint limit for all tariff classes.

Table 7.3 – Average Tariff Class Movement<sup>18</sup>

Tariff Class	Weighted Average Revenue FY21 (\$'000)	Weighted Average Revenue FY22 (\$'000)	Change in Weighted Average Revenue (%)
Small Low Voltage	616,542	588,877	-4.49%
Large Low Voltage	159,374	158,775	-0.38%
High Voltage Demand	33,039	32,916	-0.37%
Subtransmission Demand	31,983	31,401	-1.82%
Inter-Distributor Transfers	6,938	6,912	-0.37%
Unmetered Supply	8,720	8,294	-4.89%

Compliance with the side constraint mechanism is demonstrated in confidential Attachment A.

<sup>17</sup> When X-factor is greater than 0, the X-factor is removed from the side constraint formula

<sup>18</sup> Weighted average revenues have been calculated using forecast FY22 volumes.



### Distribution use of system overs and unders account balance

The forecast FY22 balance of Endeavour Energy's transmission use of system overs and unders account is provided in the table below:

Table 7.4 – Distribution overs and unders account balance (\$'000)

	FY20 Actual (\$'000)	FY21 Expected (\$'000)	FY22 Forecast (\$'000)
<b>(A) Revenue from DUOS charges</b>	831,928	841,060	827,174
<b>(B) TAR for the regulatory year =</b>	838,500	830,821	830,657
+ Adjusted annual smoothed revenue (AAR)	838,500	863,109	814,241
+ STPIS, DMIS carryover and DMIS amounts (I)	0	-436	16,415
+ Annual adjustments (B)	0	0	0
+ Cost pass through amount (C)	0	0	0
+ FY19 true-up (RV)	0	-31,852	0
<b>(C) Revenue deliberately under-recovered in year</b>	0	0	0
<b>(A – B + C) Under/over recovery of revenue for regulatory year</b>	-6,572	10,240	-3,483
<b>DUOS unders and overs account</b>			
Nominal WACC (per cent)	5.07%	4.89%	3.64%
Opening balance	0	-6,737	3,421
Interest on opening balance	0	-329	125
Under/over recovery of revenue for regulatory year	-6,572	10,240	-3,483
Interest on under/over recovery for regulatory year	-164	247	-63
<b>Closing balance</b>	-6,737	3,421	0



### Revenue is between stand-alone and avoidable cost for each tariff class

Endeavour Energy's proposed tariffs fall between stand alone and avoidable cost for each tariff class.

Table 7.5 – Avoidable and stand-alone cost calculation

Tariff Class	Expected DUOS Revenue (\$'000)	Avoidable Cost (\$'000)	Stand Alone Cost (\$'000)	Between Avoidable and Stand Alone Cost?
Small Low Voltage	588,877	344,831	772,094	Yes
Large Low Voltage	158,775	31,104	458,367	Yes
High Voltage Demand	32,916	12,300	338,707	Yes
Subtransmission Demand	31,401	10,747	160,205	Yes
Inter-Distributor Transfers	6,912	3,060	152,518	Yes
Unmetered Supply	8,294	0	427,263	Yes

### Tariffs are based on long run marginal cost

Endeavour Energy's estimate of the LRMC for the services provided are illustrated in the table below.

Table 7.6 – Voltage level LRMC calculation

Voltage Level	LRMC Calculation (\$/kW/pa)
Low Voltage	93.76
High Voltage	8.31
Subtransmission	8.01

### Tariff relativity constraints in the small low voltage tariff class

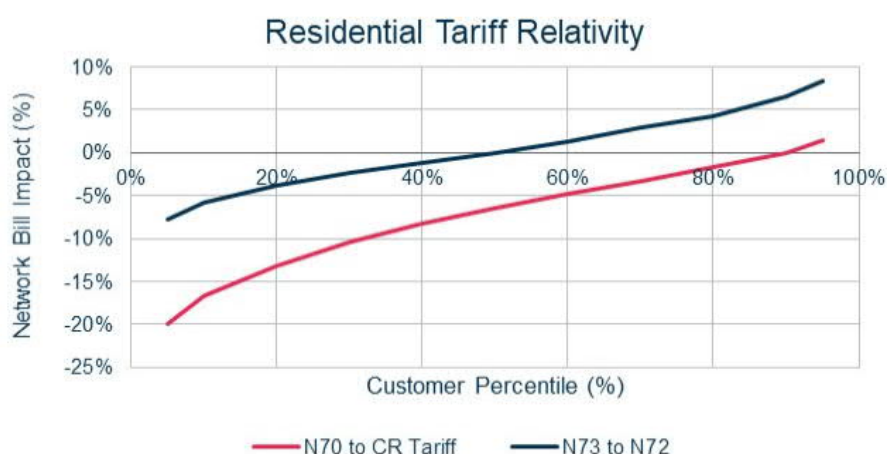
When setting the pricing relativity between the flat/block tariff, transitional demand tariff, demand tariff and seasonal TOU tariffs, the AER has determined that Endeavour Energy comply with the following constraints:

- annual prices will be set so that no less than 90% of small low voltage tariff class customers can find lower network charges by opting-out of the flat/block tariff to at least one of the transitional demand, demand or seasonal TOU tariffs; and
- annual prices will be set so that no less than 50% of small low voltage tariff class customers will have lower network charges by opting-out of the transitional demand tariff to the demand tariff.

The figure below illustrates the relativity between Endeavour Energy's Residential Flat Energy tariff (N70) and the cost-reflective tariffs (N71, N72 and N73):

- 90% of N70 customers can find lower network charges by opting-in to a cost-reflective tariff
- 50% of customers on the transitional demand tariff (N73) can find lower network charges by opting-in to the demand tariff (N72)

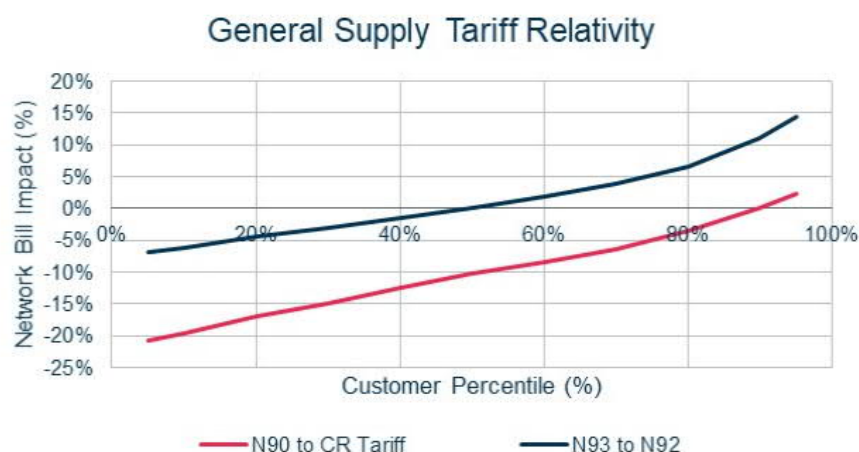
Figure 7.1 – Residential tariff relativity (FY22)



The figure below illustrates the relativity between Endeavour Energy's General Supply Block Energy tariff (N90) and the cost-reflective tariffs (N91, N92 and N93):

- 90% of N90 customers can find lower network charges by opting-in to a cost-reflective tariff
- 50% of customers on the transitional demand tariff (N93) can find lower network charges by opting-in to the demand tariff (N92)

Figure 7.2 – General Supply tariff relativity (FY22)





## Transmission Cost Recovery

Endeavour Energy's transmission cost recovery (TCR) tariffs are designed to recover transmission related costs, including TransGrid's transmission use of system (TUOS) charges, avoided transmission payments made to embedded generators and adjustments to balance Endeavour Energy's transmission overs and unders account.

Endeavour Energy's transmission related costs are calculated to increase by 15.0% in FY22. The following table provides a breakdown of the drivers of the changes in Endeavour Energy's FY22 transmission costs.

*Table 7.7 – Change in FY22 transmission costs*

Transmission Cost	FY22 Change
A. Change in transmission related payments (a + b)	13.8%
- Impact of increase in transmission revenues payable to TransGrid (a)	13.8%
- Impact of increase in avoided TUOS payments to embedded generators (b)	0.0%
B. Change required to balance transmission overs and unders account	1.0%
<b>Total change in transmission costs <math>((1+A)*(1+B))-1</math></b>	<b>15.0%</b>

### Transmission cost recovery tariff methodology

The key principles of Endeavour Energy's Transmission Cost Recovery Tariff (TCR) Methodology are:

- Total TUOS allocated to network tariffs are aligned with the total estimated transmission charge to be paid by Endeavour Energy<sup>19</sup>, adjusted for any overs and unders account balance;
- Transmission charges are allocated to network tariffs in a manner that reflects the cost drivers present in transmission pricing;
- Customers on an individually calculated tariff have transmission charges allocated in a manner that preserves the location and time signals of transmission pricing; and
- Network tariffs for smaller customer classes have transmission charges allocated on an energy basis, as location signals cannot be preserved in all cases due to metering limitations.

<sup>19</sup> Calculated using final transmission pricing received from TransGrid on 15 March 2019.

### Transmission use of system overs and unders account balance

The forecast FY22 balance of Endeavour Energy's transmission use of system overs and unders account is provided in the table below:

Table 7.8 – Transmission overs and unders account balance (\$'000)

	FY20 Actual (\$'000)	FY21 Expected (\$'000)	FY22 Forecast (\$'000)
<b>(A) Revenue from designated pricing proposal charges (DPPC)</b>	158,490	176,736	197,648
<b>(B) Less DPPC related payments for regulatory year =</b>	165,361	172,044	195,870
+ DPPC charges to be paid to TNSP	163,396	169,998	193,823
+ Avoided TUOS/DPPC payments	1,965	2,047	2,047
<b>(A – B) Under/over recovery of revenue for regulatory year</b>	-6,871	4,691	1,778
<b>DPPC unders and overs account</b>			
Nominal WACC (per cent)	5.07%	4.89%	3.64%
Opening balance	759	-6,246	-1,747
Interest on opening balance	38	-305	-64
Under/over recovery of revenue for regulatory year	-6,871	4,691	1,778
Interest on under/over recovery for regulatory year	-172	113	32
<b>Closing balance</b>	-6,246	-1,747	0



## Climate Change Fund

On 12 March 2021, the NSW Government provided Endeavour Energy with advice that the Climate Change Fund contribution amount will increase to \$87,261,934 in FY22. Consistent with NSW Government direction in previous years, Endeavour Energy has assumed that no more than 25% of the Climate Change Fund contribution can be recovered from residential tariffs.

### Climate Change Fund Recovery Tariff Setting Methodology

Climate Change Fund recovery tariffs have been in place since 1 July 2005 and are levied on the energy (kWh) based charging parameter of tariffs only. Existing tariffs are annually adjusted such that the weighted average price change for the climate change fund recovery portion of network price is evenly applied to all tariffs to achieve the required annual contribution amount (subject to the 25% cap placed by the NSW Government on residential tariff contributions to the fund).

Endeavour Energy does not recover a contribution to the climate change fund from:

- controlled load tariffs as customers contribute to the fund through their primary tariff; or
- inter-distributor transfer tariffs as customers contribute to the fund through the tariffs offered by the destination distributor.

### Climate Change Fund overs and unders account balance

The table below provides the forecast FY22 balance of Endeavour Energy's climate change fund overs and unders account.

Table 7.9 – Climate Change Fund overs and unders account balance (\$'000)

	FY20 Actual (\$'000)	FY21 Estimate (\$'000)	FY22 Forecast (\$'000)
<b>(A) Revenue from jurisdictional schemes</b>	76,596	90,406	88,404
<b>(B) Jurisdictional scheme payments for regulatory year =</b>	85,728	85,506	87,262
+ Climate change fund	85,728	85,506	87,262
<b>(A – B) Under/over recovery of revenue for regulatory year</b>	-9,132	4,900	1,142
<b>Jurisdictional scheme amount unders and overs account</b>			
Nominal WACC (per cent)	5.07%	4.89%	3.64%
Opening balance	3,337	-5,854	-1,122
Interest on opening balance	169	-286	-41
Under/over recovery of revenue for regulatory year	-9,132	4,900	1,142
Interest on under/over recovery for regulatory year	-229	118	21
<b>Closing balance</b>	-5,854	-1,122	0



# Glossary

*Appendix 1*





Term	Definition
AEMC	Australian Energy Market Commission
AER	Australian Energy Regulator
AIC	Average incremental cost
ASP	Accredited service provider
BT	Block tariff
CCF	Climate Change Fund
DBT	Declining block tariff
DNSP	Distribution network service provider
DUOS	Distribution Use of System
GWh	Gigawatt hour
HV	High voltage
kV	Kilovolt
kVA	Kilovolt-ampere
kW	Kilowatt
kWh	Kilowatt hour
LRMC	Long run marginal cost
LV	Low voltage
NEM	National Electricity Market
NER or the Rules	National Electricity Rules
NUOS	Network Use of System
MVA	Megavolt-ampere
MW	Megawatt
MWh	Megawatt hour
SBS	NSW Solar Bonus Scheme
ST	Subtransmission voltage
TCR	Transmission Cost Recovery Tariff
TOU	Time of use
TSS	Tariff structure statement





# Compliance checklist

*Appendix 2*





This section sets out the relevant Rule requirements and the section in which those requirements have been met within this document.

Rule	Requirement	Relevant Section
<b>Part I: Distribution Pricing Rules</b>		
<b>6.18.2</b>	<b>Pricing proposals</b>	
6.18.2(b)	A Pricing Proposal must:	
6.18.2(b)(2)	Set out the proposed tariffs for each tariff class that is specified in the Distribution Network Service Provider's tariff structure statement for the relevant regulatory control period.	Chapter 5 & Appendix A3
6.18.2(b)(3)	Set out, for each proposed tariff, the charging parameters and the elements of service to which each charging parameter relates.	Chapter 3
6.18.2(b)(4)	Set out, for each tariff class related to standard control services, the expected weighted average revenue for the relevant regulatory year and also for the current regulatory year	Chapter 7 & Attachment A
6.18.2(b)(5)	Set out the nature of any variation or adjustment to the tariff that could occur during the course of the regulatory year and the basis on which it could occur	Chapter 5
6.18.2(b)(6)	Set out how designated pricing proposal charges are to be passed on to customers and any adjustments to tariffs resulting from over or under recovery of those charges in the previous regulatory year	Chapter 7 & Attachment A
6.18.2(b)(6A)	Set out how jurisdictional scheme amounts for each approved jurisdictional scheme are to be passed on to customers and any adjustments to tariffs resulting from over or under recovery of those amounts	Chapter 7 & Attachment A
6.18.2(b)(7)	Demonstrate compliance with the Rules and any applicable distribution determination, including the Distribution Network Service Provider's tariff structure statement for the relevant regulatory control period	This Pricing Proposal
6.18.2(b)(7A)	Demonstrate how each proposed tariff is consistent with the corresponding indicative pricing levels for the relevant regulatory year as set out in the relevant indicative pricing schedule, or explain any material differences between them	Chapter 5
6.18.2(b)(8)	Describe the nature and extent of change from the previous regulatory year and demonstrate that the changes comply with the Rules and any applicable distribution determination	Chapters 5 & 6
6.18.2(c)	The AER must on receipt of a pricing proposal from a Distribution Network Service Provider publish the proposal.	Noted
6.18.2(d)	At the same time as a Distribution Network Service Provider submits a pricing proposal under paragraph (a), the Distribution Network Service Provider must submit to the AER a revised indicative pricing schedule which sets out, for each tariff and for each of the remaining regulatory years of the regulatory control period, the indicative price levels determined in accordance with the Distribution Network Service Provider's tariff structure	Attachments D, E, F, G, H, I

Rule	Requirement	Relevant Section
	statement for that regulatory control period and updated so as to take into account that pricing proposal.	
6.18.2(e)	Where the Distribution Network Service Provider submits an annual pricing proposal, the revised indicative pricing schedule referred to in paragraph (d) must also set out, for each relevant tariff under clause 6.18.1C, the indicative price levels for that relevant tariff for each of the remaining regulatory years of the regulatory control period, updated so as to take into account that pricing proposal.	Attachments D, E, F, G, H, I
<b>6.18.5</b>	<b>Pricing Principles</b>	
6.18.5(e)	For each tariff class, the revenue expected to be recovered must lie on or between:	
6.18.5(e)(1)	An upper bound representing the stand alone cost of serving the retail customers who belong to that class; and	Chapter 7, Attachment A & B
6.18.5(e)(2)	A lower bound representing the avoidable cost of not serving those retail customers.	Chapter 7, Attachment A & B
6.18.5(f)	Each tariff must be based on the long run marginal cost of providing the service to which it relates to the retail customers assigned to that tariff with the method of calculating such cost and the manner in which that method is applied to be determined having regard to:	Attachment B
6.18.5(f)(1)	The costs and benefits associated with calculating, implementing and applying that method as proposed;	Chapter 4
6.18.5(f)(2)	The additional costs likely to be associated with meeting demand from retail customers that are assigned to that tariff at times of greatest utilisation of the relevant part of the distribution network; and	Chapter 4
6.18.5(f)(3)	The location of retail customers that are assigned to that tariff and the extent to which costs vary between different locations in the distribution network.	Chapter 4
6.18.5(g)	The revenue expected to be recovered from each tariff must:	
6.18.5(g)(1)	Reflect the <i>Distribution Network Service Provider's</i> total efficient costs of serving the <i>retail customers</i> that are assigned to that tariff;	Chapter 7
6.18.5(g)(2)	When summed with the revenue expected to be received from All other tariffs, permit the <i>Distribution Network Service Provider</i> to recover the expected revenue for the relevant services in accordance with the applicable distribution determination for the <i>Distribution Network Service Provider</i> ; and	Chapter 7
6.18.5(g)(3)	Comply with sub-paragraphs (1) and (2) in a way that minimises distortions to the price signals for efficient usage that would result from tariffs that comply with the pricing principle set out in paragraph (f).	Chapter 4 & 7
6.18.5(h)	A <i>Distribution Network Service Provider</i> must consider the impact on <i>retail customers</i> of changes in tariffs from the previous	Chapter 6



Rule	Requirement	Relevant Section
	<i>regulatory year</i> and may vary tariffs from those that comply with paragraphs (e) to (g) to the extent the <i>Distribution Network Service Provider</i> considers reasonably necessary having regard to:	
6.18.5(h)(1)	the desirability for tariffs to comply with the pricing principles referred to in paragraphs (f) and (g), albeit after a reasonable period of transition (which may extend over more than one <i>regulatory control period</i> );	Chapter 6
6.18.5(h)(2)	the extent to which <i>retail customers</i> can choose the tariff to which they are assigned; and	Chapters 2 & 3
6.18.5(h)(3)	the extent to which <i>retail customers</i> are able to mitigate the impact of changes in tariffs through their usage decisions.	Chapters 2 & 3



# Proposed network tariffs

*Appendix 3*



Endeavour Energy's network use of system (NUOS) tariffs represent the aggregation of distribution use of system (DUOS) tariffs, climate change fund (CCF) recovery tariffs and transmission cost recovery (TCR) tariffs. The tariffs are exclusive of GST.

Table A3.1: Proposed FY22 Network Pricing (NUOS) - Exclusive of GST

Tariff type	Fixed (\$/day)	Non TOU Energy consumption (c/kWh)		TOU Energy consumption (c/kWh)			Demand (\$/kVA or kW/mth)	
	Daily	Anytime/ Step 1	Step 2	High Season Peak / Peak	Low Season Peak / Shoulder	Off Peak	High Season	Low Season
Residential Energy	0.4068	8.0953						
Residential TOU (Obsolete)	0.4262			13.5961	9.2255	8.7551		
Residential Seasonal TOU	0.4262			19.3661	10.4749	6.6220		
Residential Demand	0.4262	4.6171					4.4165	1.4965
Residential Demand (Transitional)	0.4262	6.0941					1.9345	0.6570
General Supply (GS) Energy	0.5823	8.4755	9.7994					
GS TOU (Obsolete)	0.6104			13.2464	8.8758	8.4054		
GS Seasonal TOU	0.6104			20.1704	11.2792	7.4263		
GS Demand	0.6104	6.0181					5.9860	1.9710
GS Demand (Transitional)	0.6104	6.9449					2.3360	0.7665
Controlled Load 1	0.0372	1.6184						
Controlled Load 2	0.0372	3.7078						
LV TOU Demand	24.9100			4.3136	3.7178	2.2911	9.4535	7.9205
LV TOU Demand Transition	24.9100			19.5060	16.5272	9.3915		
HV TOU Demand	42.8800			1.7100	1.6577	1.5344	9.5265	9.4170
ST TOU Demand	67.3000			1.3478	1.2995	1.1845	8.1760	8.0665
Unmetered Energy		8.7255						
Unmetered Street Lighting		7.9311						
Unmetered Traffic Lights		8.7255						
Unmetered Night Watch		7.5547						

Table A3.2: Proposed FY22 Network Pricing (DUOS) - Exclusive of GST

Tariff type	Fixed (\$/day)	Non TOU Energy consumption (c/kWh)		TOU Energy consumption (c/kWh)			Demand (\$/kVA or kW/mth)	
	Daily	Anytime/ Step 1	Step 2	High Season Peak / Peak	Low Season Peak / Shoulder	Off Peak	High Season	Low Season
Residential Energy	0.4068	6.3292						
Residential TOU (Obsolete)	0.4262			11.8300	7.4594	6.9890		
Residential Seasonal TOU	0.4262			17.6000	8.7088	4.8559		
Residential Demand	0.4262	2.8510					4.4165	1.4965
Residential Demand (Transitional)	0.4262	4.3280					1.9345	0.6570
General Supply (GS) Energy	0.5823	5.9732	7.2971					
GS TOU (Obsolete)	0.6104			10.7441	6.3735	5.9031		
GS Seasonal TOU	0.6104			17.6681	8.7769	4.9240		
GS Demand	0.6104	3.5158					5.9860	1.9710
GS Demand (Transitional)	0.6104	4.4426					2.3360	0.7665
Controlled Load 1	0.0372	1.0258						
Controlled Load 2	0.0372	2.6708						
LV TOU Demand	24.9100			2.7275	2.1317	0.7050	7.9570	6.4240
LV TOU Demand Transition	24.9100			17.4445	14.4657	7.3300		
HV TOU Demand	42.8800			0.4189	0.3666	0.2433	7.9570	7.8475
ST TOU Demand	67.3000			0.2762	0.2279	0.1129	6.8255	6.7160
Unmetered Energy		6.2232						
Unmetered Street Lighting		5.7277						
Unmetered Traffic Lights		6.2232						
Unmetered Night Watch		5.3513						



Table A3.3: Proposed FY22 Network Pricing (TCR) - Exclusive of GST

Tariff type	Fixed (\$/day)	Non TOU Energy consumption (c/kWh)		TOU Energy consumption (c/kWh)			Demand (\$/kVA or kW/mth)	
	Daily	Anytime/ Step 1	Step 2	High Season Peak / Peak	Low Season Peak / Shoulder	Off Peak	High Season	Low Season
Residential Energy		1.3359						
Residential TOU (Obsolete)				1.3359	1.3359	1.3359		
Residential Seasonal TOU				1.3359	1.3359	1.3359		
Residential Demand		1.3359						
Residential Demand (Transitional)		1.3359						
General Supply (GS) Energy		1.3359	1.3359					
GS TOU (Obsolete)				1.3359	1.3359	1.3359		
GS Seasonal TOU				1.3359	1.3359	1.3359		
GS Demand		1.3359						
GS Demand (Transitional)		1.3359						
Controlled Load 1		0.5926						
Controlled Load 2		1.0370						
LV TOU Demand				0.7971	0.7971	0.7971	1.4965	1.4965
LV TOU Demand Transition				1.2616	1.2616	1.2616		
HV TOU Demand				0.7228	0.7228	0.7228	1.5695	1.5695
ST TOU Demand				0.6456	0.6456	0.6456	1.3505	1.3505
Unmetered Energy		1.3359						
Unmetered Street Lighting		1.0370						
Unmetered Traffic Lights		1.3359						
Unmetered Night Watch		1.0370						

Table A3.4: Proposed FY22 Network Pricing (CCF) - Exclusive of GST

Tariff type	Fixed (\$/day)	Non TOU Energy consumption (c/kWh)		TOU Energy consumption (c/kWh)			Demand (\$/kVA or kW/mth)	
	Daily	Anytime/ Step 1	Step 2	High Season Peak / Peak	Low Season Peak / Shoulder	Off Peak	High Season	Low Season
Residential Energy		0.4302						
Residential TOU (Obsolete)				0.4302	0.4302	0.4302		
Residential Seasonal TOU				0.4302	0.4302	0.4302		
Residential Demand		0.4302						
Residential Demand (Transitional)		0.4302						
General Supply (GS) Energy		1.1664	1.1664					
GS TOU (Obsolete)				1.1664	1.1664	1.1664		
GS Seasonal TOU				1.1664	1.1664	1.1664		
GS Demand		1.1664						
GS Demand (Transitional)		1.1664						
Controlled Load 1								
Controlled Load 2								
LV TOU Demand				0.7890	0.7890	0.7890		
LV TOU Demand Transition				0.7999	0.7999	0.7999		
HV TOU Demand				0.5683	0.5683	0.5683		
ST TOU Demand				0.4260	0.4260	0.4260		
Unmetered Energy		1.1664						
Unmetered Street Lighting		1.1664						
Unmetered Traffic Lights		1.1664						
Unmetered Night Watch		1.1664						

Table A3.5: Tariff Codes relating to Tariff Type

Tariff Type	Tariff Codes
Residential Energy	N70 , NS70 , NG70 , NFTG , NPTH , NFT9 , NFT0
Residential Seasonal TOU	N71
Residential Demand	N72
Residential Demand (Transitional)	N73
Residential TOU (Obsolete)*	N705 , N706 , NS75 , NG75 , NS76 , NG76 , NFTP , NFTQ , NFT7 , NFT8
General Supply (GS) Energy	N90 , NS90 , NG90 , NFTJ , NPTK , NFTA , NPTB
GS Seasonal TOU	N91
GS Demand	N92
GS Demand (Transitional)	N93
GS TOU (Obsolete)*	N84 , N845 , NS84 , NG84 , NS85 , NG85 , NPTL , NPTM , NFT5 , NFT6
Controlled Load 1	N50
Controlled Load 2	N54
LV TOU Demand	N19 , NS19
LV TOU Demand Transition	N89 , NS89
HV TOU Demand	N29 , NS29
ST TOU Demand	N39 , NS39
Unmetered Energy	N99
Unmetered Street Lighting	ENSL
Unmetered Traffic Lights	ENTL
Unmetered Night Watch	ENNW
Residential Energy + Controlled Load 1	NC01 , NPTC
Residential Energy + Controlled Load 2	NC02 , NPTD
GS Energy + Controlled Load 1	NC03 , NFTE
GS Energy + Controlled Load 2	NC04 , NPTF

\* The Residential and General Supply TOU (Obsolete) tariffs continue under the pre-1 July 2019 time of use definitions of 'Peak', 'Shoulder' and 'Off-Peak'. From 1 July 2019 all other tariff will operate under the new time of day definitions of 'High Season Peak', 'Low Season Peak' and 'Off Peak'.

Some of the above tariffs codes include generated energy (credit) rate components<sup>20</sup> in addition to the charging parameters. Endeavour Energy may need to introduce new tariff codes for billing purposes. Any new tariff codes introduced will comply with the tariff structures outlined in our Tariff Structure Statement and the price level for NUOS services will equate to the tariff type under which the new tariff code has been created.

---

<sup>20</sup> This tariff component is in place solely to ensure that a customer's generation is measured and forwarded to the retailer for their billing purposes. The network "credit" is zero.



# Proposed ACS fees & charges

*Appendix 4*



## Ancillary Network Service (ANS) Charges

The proposed ANS charges for FY22 are as follows:

Table A4.1: Proposed ANS Charges

Grouping 1	Grouping 2	Grouping 3	Grouping 4	Tariff Type	Proposed Charge (GST excl)
Ancillary Services	Access permits, oversight and facilitation	Access Permits	All Other - Asset Relocation - Per access authorisation (AA) or authority to work (ATW)	Fee	\$2,450.77
Ancillary Services	Access permits, oversight and facilitation	Access Permits	All Other - Industrial & Commercial - Per access authorisation (AA) or authority to work (ATW)	Fee	\$2,450.77
Ancillary Services	Access permits, oversight and facilitation	Access Permits	All Other - Non Urban - Per access authorisation (AA) or authority to work (ATW)	Fee	\$2,450.77
Ancillary Services	Access permits, oversight and facilitation	Access Permits	All Other - Public Lighting - Per access authorisation (AA) or authority to work (ATW)	Fee	\$2,450.77
Ancillary Services	Access permits, oversight and facilitation	Access Permits	All Other - URD - Per access authorisation (AA) or authority to work (ATW)	Fee	\$2,450.77
Ancillary Services	Access permits, oversight and facilitation	Access Permits	Subdivision - URD - Per Lot	Fee	\$56.60
Ancillary Services	Access permits, oversight and facilitation	Clearance to Work	Clearance to Work	Fee	\$2,419.37
Ancillary Services	Access permits, oversight and facilitation	Customer Interface co-ordination	Customer Interface co-ordination for contestable works	Quote	\$205.78

Grouping 1	Grouping 2	Grouping 3	Grouping 4	Tariff Type	Proposed Charge (GST excl)
Ancillary Services	Access permits, oversight and facilitation	Access permits, oversight and facilitation	Break & remake HV bonds - Each additional set	Fee	\$1,969.92
Ancillary Services	Access permits, oversight and facilitation	Access permits, oversight and facilitation	Break & remake HV bonds - One set	Fee	\$3,541.64
Ancillary Services	Access permits, oversight and facilitation	Access permits, oversight and facilitation	Break & remake LV bonds - Each additional set	Fee	\$1,040.04
Ancillary Services	Access permits, oversight and facilitation	Access permits, oversight and facilitation	Break & remake LV bonds - One set	Fee	\$2,195.95
Ancillary Services	Access permits, oversight and facilitation	Access permits, oversight and facilitation	Connect & disconnect generator to a padmount / indoor substation - Each additional gen	Fee	\$951.91
Ancillary Services	Access permits, oversight and facilitation	Access permits, oversight and facilitation	Connect & disconnect generator to a padmount / indoor substation - One generator	Fee	\$2,107.80
Ancillary Services	Access permits, oversight and facilitation	Access permits, oversight and facilitation	Connect & disconnect generator to LV OH mains - Each additional generator	Fee	\$951.91
Ancillary Services	Access permits, oversight and facilitation	Access permits, oversight and facilitation	Connect & disconnect generator to LV OH mains - One generator	Fee	\$2,107.80
Ancillary Services	Access permits, oversight and facilitation	Access permits, oversight and facilitation	Install & remove HV live line links - Each additional set	Fee	\$2,939.56
Ancillary Services	Access permits, oversight and facilitation	Access permits, oversight and facilitation	Install & remove HV live line links - One set	Fee	\$4,577.38

Grouping 1	Grouping 2	Grouping 3	Grouping 4	Tariff Type	Proposed Charge (GST excl)
Ancillary Services	Access permits, oversight and facilitation	Access permits, oversight and facilitation	Install & remove LV live line links - Each additional set	Fee	\$1,009.69
Ancillary Services	Access permits, oversight and facilitation	Access permits, oversight and facilitation	Install & remove LV live line links - One set	Fee	\$2,165.60
Ancillary Services	Access permits, oversight and facilitation	Provision of Access Fee (Standby)	Normal Time - 1 x Visit - Open / Close - 1 hour - Per Job	Fee	\$158.65
Ancillary Services	Access permits, oversight and facilitation	Provision of Access Fee (Standby)	Normal Time - 1 x Visit - Open / Isolate & CSO to close - 1 hour - Per Job	Fee	\$323.27
Ancillary Services	Access permits, oversight and facilitation	Provision of Access Fee (Standby)	Normal Time - 2 x Visit - Open / Close & no isolation - 2 hours - Per Job	Fee	\$317.30
Ancillary Services	Access permits, oversight and facilitation	Provision of Access Fee (Standby)	Normal Time - 2 x Visit - Open / Isolate / Close - 2 hours - Per Job	Fee	\$646.54
Ancillary Services	Access permits, oversight and facilitation	Provision of Access Fee (Standby)	Overtime - 1 x Visit - Open / Close - 1 hour - Per Job	Fee	\$277.65
Ancillary Services	Access permits, oversight and facilitation	Provision of Access Fee (Standby)	Overtime - 1 x Visit - Open / Isolate & CSO to close - 1 hour - Per Job	Fee	\$565.72
Ancillary Services	Access permits, oversight and facilitation	Provision of Access Fee (Standby)	Overtime - 2 x Visit - Open / Close & no isolation - 2 hours - Per Job	Fee	\$555.27
Ancillary Services	Access permits, oversight and facilitation	Provision of Access Fee (Standby)	Overtime - 2 x Visit - Open / Isolate / Close - 2 hours - Per Job	Fee	\$1,131.45
Ancillary Services	Authorisation of ASPs	Authorisation	Authorisation - New	Fee	\$469.94



Grouping 1	Grouping 2	Grouping 3	Grouping 4	Tariff Type	Proposed Charge (GST excl)
Ancillary Services	Authorisation of ASPs	Authorisation	Authorisation - Renewal	Fee	\$422.35
Ancillary Services	Connection application related services	Administration Fee	Connection of Load - Industrial & Commercial - Per Hour	Quote	\$108.87
Ancillary Services	Connection application related services	Administration Fee	Connection of Load - Non Urban - Overhead - 11+ poles	Fee	\$870.91
Ancillary Services	Connection application related services	Administration Fee	Connection of Load - Non Urban - Overhead - 1-5 poles	Fee	\$435.45
Ancillary Services	Connection application related services	Administration Fee	Connection of Load - Non Urban - Overhead - 6-10 poles	Fee	\$653.18
Ancillary Services	Connection application related services	Administration Fee	Connection of Load - Non Urban - Underground - Per Hour	Quote	\$108.87
Ancillary Services	Connection application related services	Administration Fee	Connection of Load - URD - Per Hour	Quote	\$108.87
Ancillary Services	Connection application related services	Administration Fee	Other - Asset Relocation - Per Hour	Quote	\$108.87
Ancillary Services	Connection application related services	Administration Fee	Other - Public Lighting - Per Hour	Quote	\$108.87
Ancillary Services	Connection application related services	Administration Fee	Subdivision - Industrial & Commercial - Per Hour	Quote	\$108.87
Ancillary Services	Connection application related services	Administration Fee	Subdivision - Non Urban - Overhead - 11+ poles	Fee	\$979.78
Ancillary Services	Connection application related services	Administration Fee	Subdivision - Non Urban - Overhead - 1-5 poles	Fee	\$435.45

Grouping 1	Grouping 2	Grouping 3	Grouping 4	Tariff Type	Proposed Charge (GST excl)
Ancillary Services	Connection application related services	Administration Fee	Subdivision - Non Urban - Overhead - 6-10 poles	Fee	\$544.32
Ancillary Services	Connection application related services	Administration Fee	Subdivision - Non Urban - Underground - 11-40 lots	Fee	\$544.32
Ancillary Services	Connection application related services	Administration Fee	Subdivision - Non Urban - Underground - 1-5 lots	Fee	\$326.59
Ancillary Services	Connection application related services	Administration Fee	Subdivision - Non Urban - Underground - 41+ lots	Fee	\$653.18
Ancillary Services	Connection application related services	Administration Fee	Subdivision - Non Urban - Underground - 6-10 lots	Fee	\$435.45
Ancillary Services	Connection application related services	Administration Fee	Subdivision - URD - Underground - 11-40 lots	Fee	\$762.05
Ancillary Services	Connection application related services	Administration Fee	Subdivision - URD - Underground - 1-5 lots	Fee	\$435.45
Ancillary Services	Connection application related services	Administration Fee	Subdivision - URD - Underground - 41+ lots	Fee	\$870.91
Ancillary Services	Connection application related services	Administration Fee	Subdivision - URD - Underground - 6-10 lots	Fee	\$544.32
Ancillary Services	Contestable network commissioning and decommissioning	Substation Commission Fee	All Other - Asset Relocation - Per Substation	Fee	\$2,003.29
Ancillary Services	Contestable network commissioning and decommissioning	Substation Commission Fee	All Other - Industrial & Commercial - Per Substation	Fee	\$2,003.29
Ancillary Services	Contestable network	Substation Commission Fee	All Other - Non Urban - Per Substation	Fee	\$2,003.29

Grouping 1	Grouping 2	Grouping 3	Grouping 4	Tariff Type	Proposed Charge (GST excl)
	commissioning and decommissioning				
Ancillary Services	Contestable network commissioning and decommissioning	Substation Commission Fee	All Other - Public Lighting - Per Substation	Fee	\$2,003.29
Ancillary Services	Contestable network commissioning and decommissioning	Substation Commission Fee	All Other - URD - Per Substation	Fee	\$2,003.29
Ancillary Services	Contestable network commissioning and decommissioning	Substation Commission Fee	Subdivision - URD - Per Lot	Fee	\$69.08
Ancillary Services	Customer initiated asset relocations	Customer initiated Asset Relocations - network safety	Customer initiated Asset Relocations - network safety	Quote	\$162.76
Ancillary Services	Design related services	Design Certification Fee	Asset Relocation - Designer	Quote	\$164.62
Ancillary Services	Design related services	Design Certification Fee	Asset Relocation - Engineer	Quote	\$164.62
Ancillary Services	Design related services	Design Certification Fee	Connection of Load - Indoor Substation - Per Hour	Fee	\$164.62
Ancillary Services	Design related services	Design Certification Fee	Connection of Load - Industrial & Commercial - <= 200A/Phase (LV)	Quote	\$164.62
Ancillary Services	Design related services	Design Certification Fee	Connection of Load - Industrial & Commercial - <= 700A/Phase (LV)	Quote	\$164.62
Ancillary Services	Design related services	Design Certification Fee	Connection of Load - Industrial & Commercial - > 700A/Phase (LV)	Quote	\$164.62
Ancillary Services	Design related services	Design Certification Fee	Connection of Load - Industrial & Commercial - HV Customer	Quote	\$164.62

Grouping 1	Grouping 2	Grouping 3	Grouping 4	Tariff Type	Proposed Charge (GST excl)
Ancillary Services	Design related services	Design Certification Fee	Connection of Load - Industrial & Commercial - Transmission	Quote	\$164.62
Ancillary Services	Design related services	Design Certification Fee	Connection of Load - Multi-Dwelling - <= 20 units	Quote	\$164.62
Ancillary Services	Design related services	Design Certification Fee	Connection of Load - Multi-Dwelling - <= 40 units	Quote	\$164.62
Ancillary Services	Design related services	Design Certification Fee	Connection of Load - Multi-Dwelling - <= 5 units	Quote	\$164.62
Ancillary Services	Design related services	Design Certification Fee	Connection of Load - Multi-Dwelling - > 40 units	Quote	\$164.62
Ancillary Services	Design related services	Design Certification Fee	Connection of Load - Non Urban - Overhead - 11+ poles	Fee	\$823.10
Ancillary Services	Design related services	Design Certification Fee	Connection of Load - Non Urban - Overhead - 1-5 poles	Fee	\$329.24
Ancillary Services	Design related services	Design Certification Fee	Connection of Load - Non Urban - Overhead - 6-10 poles	Fee	\$493.86
Ancillary Services	Design related services	Design Certification Fee	Connection of Load - Non Urban - Underground - Per Hour	Quote	\$164.62
Ancillary Services	Design related services	Design Certification Fee	Public Lighting - Designer	Quote	\$164.62
Ancillary Services	Design related services	Design Certification Fee	Public Lighting - Engineer	Quote	\$164.62
Ancillary Services	Design related services	Design Certification Fee	Subdivision - Industrial & Commercial -	Fee	\$823.10

Grouping 1	Grouping 2	Grouping 3	Grouping 4	Tariff Type	Proposed Charge (GST excl)
			Overhead - 11+ poles		
Ancillary Services	Design related services	Design Certification Fee	Subdivision - Industrial & Commercial - Overhead - 1-5 poles	Fee	\$329.24
Ancillary Services	Design related services	Design Certification Fee	Subdivision - Industrial & Commercial - Overhead - 6-10 poles	Fee	\$493.86
Ancillary Services	Design related services	Design Certification Fee	Subdivision - Industrial & Commercial - Underground - 1-10 lots	Fee	\$493.86
Ancillary Services	Design related services	Design Certification Fee	Subdivision - Industrial & Commercial - Underground - 11-40 lots	Fee	\$658.48
Ancillary Services	Design related services	Design Certification Fee	Subdivision - Industrial & Commercial - Underground - 41 + lots	Fee	\$987.71
Ancillary Services	Design related services	Design Certification Fee	Subdivision - Non Urban - Overhead - 11+ poles	Fee	\$823.10
Ancillary Services	Design related services	Design Certification Fee	Subdivision - Non Urban - Overhead - 1-5 poles	Fee	\$329.24
Ancillary Services	Design related services	Design Certification Fee	Subdivision - Non Urban - Overhead - 6-10 poles	Fee	\$493.86
Ancillary Services	Design related services	Design Certification Fee	Subdivision - Non Urban - Underground - 11-40 lots	Fee	\$658.48
Ancillary Services	Design related services	Design Certification Fee	Subdivision - Non Urban - Underground - 1-5 lots	Fee	\$164.62

Grouping 1	Grouping 2	Grouping 3	Grouping 4	Tariff Type	Proposed Charge (GST excl)
Ancillary Services	Design related services	Design Certification Fee	Subdivision - Non Urban - Underground - 41+ lots	Fee	\$658.48
Ancillary Services	Design related services	Design Certification Fee	Subdivision - Non Urban - Underground - 6-10 lots	Fee	\$493.86
Ancillary Services	Design related services	Design Certification Fee	Subdivision - URD - Underground - 11-40 lots	Fee	\$823.10
Ancillary Services	Design related services	Design Certification Fee	Subdivision - URD - Underground - 1-5 lots	Fee	\$329.24
Ancillary Services	Design related services	Design Certification Fee	Subdivision - URD - Underground - 41+ lots	Fee	\$987.71
Ancillary Services	Design related services	Design Certification Fee	Subdivision - URD - Underground - 6-10 lots	Fee	\$493.86
Ancillary Services	Design related services	Design Information Fee	Asset Relocation - Designer	Quote	\$164.62
Ancillary Services	Design related services	Design Information Fee	Asset Relocation - Engineer	Quote	\$164.62
Ancillary Services	Design related services	Design Information Fee	Connection of Load - Industrial & Commercial - <= 200A/Phase (LV)	Quote	\$164.62
Ancillary Services	Design related services	Design Information Fee	Connection of Load - Industrial & Commercial - <= 700A/Phase (LV)	Quote	\$164.62
Ancillary Services	Design related services	Design Information Fee	Connection of Load - Industrial & Commercial - > 700A/Phase (LV)	Quote	\$164.62
Ancillary Services	Design related services	Design Information Fee	Connection of Load - Industrial	Quote	\$164.62

Grouping 1	Grouping 2	Grouping 3	Grouping 4	Tariff Type	Proposed Charge (GST excl)
			& Commercial - HV Customer		
Ancillary Services	Design related services	Design Information Fee	Connection of Load - Industrial & Commercial - Transmission	Quote	\$164.62
Ancillary Services	Design related services	Design Information Fee	Connection of Load - Multi-Dwelling - <= 20 units	Quote	\$164.62
Ancillary Services	Design related services	Design Information Fee	Connection of Load - Multi-Dwelling - <= 40 units	Quote	\$164.62
Ancillary Services	Design related services	Design Information Fee	Connection of Load - Multi-Dwelling - <= 5 units	Quote	\$164.62
Ancillary Services	Design related services	Design Information Fee	Connection of Load - Multi-Dwelling - > 40 units	Quote	\$164.62
Ancillary Services	Design related services	Design Information Fee	Connection of Load - Non Urban - I&C - <= 200A/Phase (LV)	Quote	\$164.62
Ancillary Services	Design related services	Design Information Fee	Connection of Load - Non Urban - I&C - <= 700A/Phase (LV)	Quote	\$164.62
Ancillary Services	Design related services	Design Information Fee	Connection of Load - Non Urban - I&C - > 700A/Phase (LV)	Quote	\$164.62
Ancillary Services	Design related services	Design Information Fee	Connection of Load - Non Urban - I&C - HV Customer	Quote	\$164.62
Ancillary Services	Design related services	Design Information Fee	Connection of Load - Non Urban - I&C - Transmission	Quote	\$164.62
Ancillary Services	Design related services	Design Information Fee	Connection of Load - Non Urban - Multi-	Quote	\$164.62

Grouping 1	Grouping 2	Grouping 3	Grouping 4	Tariff Type	Proposed Charge (GST excl)
			Dwelling - <= 20 units		
Ancillary Services	Design related services	Design Information Fee	Connection of Load - Non Urban - Multi-Dwelling - <= 40 units	Quote	\$164.62
Ancillary Services	Design related services	Design Information Fee	Connection of Load - Non Urban - Multi-Dwelling - <= 5 units	Quote	\$164.62
Ancillary Services	Design related services	Design Information Fee	Connection of Load - Non Urban - Multi-Dwelling - > 40 units	Quote	\$164.62
Ancillary Services	Design related services	Design Information Fee	Connection of Load - Non Urban - Single Residential - Per Hour	Quote	\$164.62
Ancillary Services	Design related services	Design Information Fee	Public Lighting - Designer	Quote	\$164.62
Ancillary Services	Design related services	Design Information Fee	Public Lighting - Engineer	Quote	\$164.62
Ancillary Services	Design related services	Design Information Fee	Subdivision - Industrial & Commercial - Per Hour	Quote	\$164.62
Ancillary Services	Design related services	Design Information Fee	Subdivision - Non Urban - Per Hour	Quote	\$164.62
Ancillary Services	Design related services	Design Information Fee	Subdivision - URD - Underground - 11-40 lots	Fee	\$1,152.33
Ancillary Services	Design related services	Design Information Fee	Subdivision - URD - Underground - 1-5 lots	Fee	\$493.86
Ancillary Services	Design related services	Design Information Fee	Subdivision - URD - Underground - 41+ lots	Fee	\$1,481.57
Ancillary Services	Design related services	Design Information Fee	Subdivision - URD -	Fee	\$658.48



Grouping 1	Grouping 2	Grouping 3	Grouping 4	Tariff Type	Proposed Charge (GST excl)
			Underground - 6-10 lots		
Ancillary Services	Design related services	Design Re-certification Fee	Asset Relocation - Designer	Quote	\$164.62
Ancillary Services	Design related services	Design Re-certification Fee	Asset Relocation - Engineer	Quote	\$164.62
Ancillary Services	Design related services	Design Re-certification Fee	Connection of Load - Industrial & Commercial - Per Hour	Quote	\$164.62
Ancillary Services	Design related services	Design Re-certification Fee	Connection of Load - Non Urban - Per Hour	Quote	\$164.62
Ancillary Services	Design related services	Design Re-certification Fee	Connection of Load - URD - Per Hour	Quote	\$164.62
Ancillary Services	Design related services	Design Re-certification Fee	Public Lighting - Designer	Quote	\$164.62
Ancillary Services	Design related services	Design Re-certification Fee	Public Lighting - Engineer	Quote	\$164.62
Ancillary Services	Design related services	Design Re-certification Fee	Subdivision - Industrial & Commercial - Per Hour	Quote	\$164.62
Ancillary Services	Design related services	Design Re-certification Fee	Subdivision - Non Urban - Per Hour	Quote	\$164.62
Ancillary Services	Design related services	Design Re-certification Fee	Subdivision - URD - Per Hour	Quote	\$164.62
Ancillary Services	Inspection services – Private electrical installations and accredited service providers (ASPs)	Inspection of Service Work (Level 1)	Asset Relocation - Asset Relocation - Underground - Per Hour (Engineer) + travel time	Quote	\$164.62
Ancillary Services	Inspection services – Private electrical installations and accredited service providers (ASPs)	Inspection of Service Work (Level 1)	Asset Relocation - Asset Relocation - Underground - Per Hour	Quote	\$164.62

Grouping 1	Grouping 2	Grouping 3	Grouping 4	Tariff Type	Proposed Charge (GST excl)
			(Inspector) + travel time		
Ancillary Services	Inspection services – Private electrical installations and accredited service providers (ASPs)	Inspection of Service Work (Level 1)	Connection of Load - Industrial & Commercial - Overhead - Per Pole (1 - 5) - Grade A	Fee	\$98.77
Ancillary Services	Inspection services – Private electrical installations and accredited service providers (ASPs)	Inspection of Service Work (Level 1)	Connection of Load - Industrial & Commercial - Overhead - Per Pole (1 - 5) - Grade B	Fee	\$189.31
Ancillary Services	Inspection services – Private electrical installations and accredited service providers (ASPs)	Inspection of Service Work (Level 1)	Connection of Load - Industrial & Commercial - Overhead - Per Pole (1 - 5) - Grade C	Fee	\$362.16
Ancillary Services	Inspection services – Private electrical installations and accredited service providers (ASPs)	Inspection of Service Work (Level 1)	Connection of Load - Industrial & Commercial - Overhead - Per Pole (11+) - Grade A	Fee	\$65.85
Ancillary Services	Inspection services – Private electrical installations and accredited service providers (ASPs)	Inspection of Service Work (Level 1)	Connection of Load - Industrial & Commercial - Overhead - Per Pole (11+) - Grade B	Fee	\$115.23
Ancillary Services	Inspection services – Private electrical installations and accredited service providers (ASPs)	Inspection of Service Work (Level 1)	Connection of Load - Industrial & Commercial - Overhead - Per Pole (11+) - Grade C	Fee	\$246.92
Ancillary Services	Inspection services – Private electrical installations and accredited service providers (ASPs)	Inspection of Service Work (Level 1)	Connection of Load - Industrial & Commercial - Overhead - Per Pole (6 - 10) - Grade A	Fee	\$82.30
Ancillary Services	Inspection services – Private electrical installations and accredited service providers (ASPs)	Inspection of Service Work (Level 1)	Connection of Load - Industrial & Commercial - Overhead - Per Pole (6 - 10) - Grade B	Fee	\$164.62

Grouping 1	Grouping 2	Grouping 3	Grouping 4	Tariff Type	Proposed Charge (GST excl)
Ancillary Services	Inspection services – Private electrical installations and accredited service providers (ASPs)	Inspection of Service Work (Level 1)	Connection of Load - Industrial & Commercial - Overhead - Per Pole (6 - 10) - Grade C	Fee	\$327.60
Ancillary Services	Inspection services – Private electrical installations and accredited service providers (ASPs)	Inspection of Service Work (Level 1)	Connection of Load - Industrial & Commercial - Overhead - Per Pole Sub - Grade A	Fee	\$576.16
Ancillary Services	Inspection services – Private electrical installations and accredited service providers (ASPs)	Inspection of Service Work (Level 1)	Connection of Load - Industrial & Commercial - Overhead - Per Pole Sub - Grade B	Fee	\$1,152.33
Ancillary Services	Inspection services – Private electrical installations and accredited service providers (ASPs)	Inspection of Service Work (Level 1)	Connection of Load - Industrial & Commercial - Overhead - Per Pole Sub - Grade C	Fee	\$1,448.64
Ancillary Services	Inspection services – Private electrical installations and accredited service providers (ASPs)	Inspection of Service Work (Level 1)	Connection of Load - Industrial & Commercial - Underground - Per Hour (Engineer) + travel time	Quote	\$164.62
Ancillary Services	Inspection services – Private electrical installations and accredited service providers (ASPs)	Inspection of Service Work (Level 1)	Connection of Load - Industrial & Commercial - Underground - Per Hour (Inspector) + travel time	Quote	\$164.62
Ancillary Services	Inspection services – Private electrical installations and accredited service providers (ASPs)	Inspection of Service Work (Level 1)	Connection of Load - Non Urban - Overhead - Per Pole (1 - 5) - Grade A	Fee	\$98.77
Ancillary Services	Inspection services – Private electrical installations and accredited service providers (ASPs)	Inspection of Service Work (Level 1)	Connection of Load - Non Urban - Overhead - Per Pole (1 - 5) - Grade B	Fee	\$197.54

Grouping 1	Grouping 2	Grouping 3	Grouping 4	Tariff Type	Proposed Charge (GST excl)
Ancillary Services	Inspection services – Private electrical installations and accredited service providers (ASPs)	Inspection of Service Work (Level 1)	Connection of Load - Non Urban - Overhead - Per Pole (1 - 5) - Grade C	Fee	\$362.16
Ancillary Services	Inspection services – Private electrical installations and accredited service providers (ASPs)	Inspection of Service Work (Level 1)	Connection of Load - Non Urban - Overhead - Per Pole (11 +) - Grade A	Fee	\$65.85
Ancillary Services	Inspection services – Private electrical installations and accredited service providers (ASPs)	Inspection of Service Work (Level 1)	Connection of Load - Non Urban - Overhead - Per Pole (11 +) - Grade B	Fee	\$115.23
Ancillary Services	Inspection services – Private electrical installations and accredited service providers (ASPs)	Inspection of Service Work (Level 1)	Connection of Load - Non Urban - Overhead - Per Pole (11 +) - Grade C	Fee	\$246.92
Ancillary Services	Inspection services – Private electrical installations and accredited service providers (ASPs)	Inspection of Service Work (Level 1)	Connection of Load - Non Urban - Overhead - Per Pole (6 - 10) - Grade A	Fee	\$82.30
Ancillary Services	Inspection services – Private electrical installations and accredited service providers (ASPs)	Inspection of Service Work (Level 1)	Connection of Load - Non Urban - Overhead - Per Pole (6 - 10) - Grade B	Fee	\$164.62
Ancillary Services	Inspection services – Private electrical installations and accredited service providers (ASPs)	Inspection of Service Work (Level 1)	Connection of Load - Non Urban - Overhead - Per Pole (6 - 10) - Grade C	Fee	\$327.60
Ancillary Services	Inspection services – Private electrical installations and accredited service providers (ASPs)	Inspection of Service Work (Level 1)	Connection of Load - Non Urban - Overhead - Per Pole Sub - Grade A	Fee	\$559.70

Grouping 1	Grouping 2	Grouping 3	Grouping 4	Tariff Type	Proposed Charge (GST excl)
Ancillary Services	Inspection services – Private electrical installations and accredited service providers (ASPs)	Inspection of Service Work (Level 1)	Connection of Load - Non Urban - Overhead - Per Pole Sub - Grade B	Fee	\$1,152.33
Ancillary Services	Inspection services – Private electrical installations and accredited service providers (ASPs)	Inspection of Service Work (Level 1)	Connection of Load - Non Urban - Overhead - Per Pole Sub - Grade C	Fee	\$1,399.26
Ancillary Services	Inspection services – Private electrical installations and accredited service providers (ASPs)	Inspection of Service Work (Level 1)	Connection of Load - Non Urban - Underground - Per hour (Engineer) + travel time	Quote	\$164.62
Ancillary Services	Inspection services – Private electrical installations and accredited service providers (ASPs)	Inspection of Service Work (Level 1)	Connection of Load - Non Urban - Underground - Per hour (Inspector) + travel time	Quote	\$164.62
Ancillary Services	Inspection services – Private electrical installations and accredited service providers (ASPs)	Inspection of Service Work (Level 1)	Connection of Load - URD - Underground - Per hour (Engineer) + travel time	Quote	\$164.62
Ancillary Services	Inspection services – Private electrical installations and accredited service providers (ASPs)	Inspection of Service Work (Level 1)	Connection of Load - URD - Underground - Per hour (Inspector) + travel time	Quote	\$164.62
Ancillary Services	Inspection services – Private electrical installations and accredited service providers (ASPs)	Inspection of Service Work (Level 1)	Public Lighting - Public Lighting - Underground - Per Hour (Engineer) + travel time	Quote	\$164.62
Ancillary Services	Inspection services – Private electrical installations and accredited service providers (ASPs)	Inspection of Service Work (Level 1)	Public Lighting - Public Lighting - Underground - Per Hour (Inspector) + travel time	Quote	\$164.62

Grouping 1	Grouping 2	Grouping 3	Grouping 4	Tariff Type	Proposed Charge (GST excl)
Ancillary Services	Inspection services – Private electrical installations and accredited service providers (ASPs)	Inspection of Service Work (Level 1)	Subdivision - Industrial & Commercial - Overhead - Per Pole (1 - 5) - Grade A	Fee	\$98.77
Ancillary Services	Inspection services – Private electrical installations and accredited service providers (ASPs)	Inspection of Service Work (Level 1)	Subdivision - Industrial & Commercial - Overhead - Per Pole (1 - 5) - Grade B	Fee	\$181.08
Ancillary Services	Inspection services – Private electrical installations and accredited service providers (ASPs)	Inspection of Service Work (Level 1)	Subdivision - Industrial & Commercial - Overhead - Per Pole (1 - 5) - Grade C	Fee	\$362.16
Ancillary Services	Inspection services – Private electrical installations and accredited service providers (ASPs)	Inspection of Service Work (Level 1)	Subdivision - Industrial & Commercial - Overhead - Per Pole (11 +) - Grade A	Fee	\$65.85
Ancillary Services	Inspection services – Private electrical installations and accredited service providers (ASPs)	Inspection of Service Work (Level 1)	Subdivision - Industrial & Commercial - Overhead - Per Pole (11 +) - Grade B	Fee	\$115.23
Ancillary Services	Inspection services – Private electrical installations and accredited service providers (ASPs)	Inspection of Service Work (Level 1)	Subdivision - Industrial & Commercial - Overhead - Per Pole (11 +) - Grade C	Fee	\$246.92
Ancillary Services	Inspection services – Private electrical installations and accredited service providers (ASPs)	Inspection of Service Work (Level 1)	Subdivision - Industrial & Commercial - Overhead - Per Pole (6 - 10) - Grade A	Fee	\$82.30
Ancillary Services	Inspection services – Private electrical installations and accredited service providers (ASPs)	Inspection of Service Work (Level 1)	Subdivision - Industrial & Commercial - Overhead - Per Pole (6 - 10) - Grade B	Fee	\$164.62

Grouping 1	Grouping 2	Grouping 3	Grouping 4	Tariff Type	Proposed Charge (GST excl)
Ancillary Services	Inspection services – Private electrical installations and accredited service providers (ASPs)	Inspection of Service Work (Level 1)	Subdivision - Industrial & Commercial - Overhead - Per Pole (6 - 10) - Grade C	Fee	\$327.60
Ancillary Services	Inspection services – Private electrical installations and accredited service providers (ASPs)	Inspection of Service Work (Level 1)	Subdivision - Industrial & Commercial - Overhead - Per Pole Sub - Grade A	Fee	\$576.16
Ancillary Services	Inspection services – Private electrical installations and accredited service providers (ASPs)	Inspection of Service Work (Level 1)	Subdivision - Industrial & Commercial - Overhead - Per Pole Sub - Grade B	Fee	\$1,152.33
Ancillary Services	Inspection services – Private electrical installations and accredited service providers (ASPs)	Inspection of Service Work (Level 1)	Subdivision - Industrial & Commercial - Overhead - Per Pole Sub - Grade C	Fee	\$1,448.64
Ancillary Services	Inspection services – Private electrical installations and accredited service providers (ASPs)	Inspection of Service Work (Level 1)	Subdivision - Industrial & Commercial - Underground - Per Lot (1 - 10) - Grade A	Fee	\$82.30
Ancillary Services	Inspection services – Private electrical installations and accredited service providers (ASPs)	Inspection of Service Work (Level 1)	Subdivision - Industrial & Commercial - Underground - Per Lot (1 - 10) - Grade B	Fee	\$197.54
Ancillary Services	Inspection services – Private electrical installations and accredited service providers (ASPs)	Inspection of Service Work (Level 1)	Subdivision - Industrial & Commercial - Underground - Per Lot (1 - 10) - Grade C	Fee	\$411.54
Ancillary Services	Inspection services – Private electrical installations and accredited service providers (ASPs)	Inspection of Service Work (Level 1)	Subdivision - Industrial & Commercial - Underground - Per Lot (11 - 50) - Grade A	Fee	\$82.30



Grouping 1	Grouping 2	Grouping 3	Grouping 4	Tariff Type	Proposed Charge (GST excl)
Ancillary Services	Inspection services – Private electrical installations and accredited service providers (ASPs)	Inspection of Service Work (Level 1)	Subdivision - Industrial & Commercial - Underground - Per Lot (11 - 50) - Grade B	Fee	\$197.54
Ancillary Services	Inspection services – Private electrical installations and accredited service providers (ASPs)	Inspection of Service Work (Level 1)	Subdivision - Industrial & Commercial - Underground - Per Lot (11 - 50) - Grade C	Fee	\$411.54
Ancillary Services	Inspection services – Private electrical installations and accredited service providers (ASPs)	Inspection of Service Work (Level 1)	Subdivision - Industrial & Commercial - Underground - Per Lot (51+) - Grade A	Fee	\$82.30
Ancillary Services	Inspection services – Private electrical installations and accredited service providers (ASPs)	Inspection of Service Work (Level 1)	Subdivision - Industrial & Commercial - Underground - Per Lot (51+) - Grade B	Fee	\$197.54
Ancillary Services	Inspection services – Private electrical installations and accredited service providers (ASPs)	Inspection of Service Work (Level 1)	Subdivision - Industrial & Commercial - Underground - Per Lot (51+) - Grade C	Fee	\$411.54
Ancillary Services	Inspection services – Private electrical installations and accredited service providers (ASPs)	Inspection of Service Work (Level 1)	Subdivision - Non Urban - Overhead - Per Pole (1 - 5) - Grade A	Fee	\$98.77
Ancillary Services	Inspection services – Private electrical installations and accredited service providers (ASPs)	Inspection of Service Work (Level 1)	Subdivision - Non Urban - Overhead - Per Pole (1 - 5) - Grade B	Fee	\$197.54
Ancillary Services	Inspection services – Private electrical installations and accredited service providers (ASPs)	Inspection of Service Work (Level 1)	Subdivision - Non Urban - Overhead - Per Pole (1 - 5) - Grade C	Fee	\$329.24
Ancillary Services	Inspection services – Private electrical installations and	Inspection of Service Work (Level 1)	Subdivision - Non Urban - Overhead - Per	Fee	\$65.85



Grouping 1	Grouping 2	Grouping 3	Grouping 4	Tariff Type	Proposed Charge (GST excl)
	accredited service providers (ASPs)		Pole (11 +) - Grade A		
Ancillary Services	Inspection services – Private electrical installations and accredited service providers (ASPs)	Inspection of Service Work (Level 1)	Subdivision - Non Urban - Overhead - Per Pole (11 +) - Grade B	Fee	\$107.00
Ancillary Services	Inspection services – Private electrical installations and accredited service providers (ASPs)	Inspection of Service Work (Level 1)	Subdivision - Non Urban - Overhead - Per Pole (11 +) - Grade C	Fee	\$230.46
Ancillary Services	Inspection services – Private electrical installations and accredited service providers (ASPs)	Inspection of Service Work (Level 1)	Subdivision - Non Urban - Overhead - Per Pole (6 - 10) - Grade A	Fee	\$82.30
Ancillary Services	Inspection services – Private electrical installations and accredited service providers (ASPs)	Inspection of Service Work (Level 1)	Subdivision - Non Urban - Overhead - Per Pole (6 - 10) - Grade B	Fee	\$164.62
Ancillary Services	Inspection services – Private electrical installations and accredited service providers (ASPs)	Inspection of Service Work (Level 1)	Subdivision - Non Urban - Overhead - Per Pole (6 - 10) - Grade C	Fee	\$304.54
Ancillary Services	Inspection services – Private electrical installations and accredited service providers (ASPs)	Inspection of Service Work (Level 1)	Subdivision - Non Urban - Overhead - Per Pole Sub - Grade A	Fee	\$559.70
Ancillary Services	Inspection services – Private electrical installations and accredited service providers (ASPs)	Inspection of Service Work (Level 1)	Subdivision - Non Urban - Overhead - Per Pole Sub - Grade B	Fee	\$1,152.33
Ancillary Services	Inspection services – Private electrical installations and accredited service providers (ASPs)	Inspection of Service Work (Level 1)	Subdivision - Non Urban - Overhead - Per Pole Sub - Grade C	Fee	\$1,399.26
Ancillary Services	Inspection services – Private electrical installations and accredited service providers (ASPs)	Inspection of Service Work (Level 1)	Subdivision - Non Urban - Underground - Per Lot (1 - 10) - Grade A	Fee	\$82.30

Grouping 1	Grouping 2	Grouping 3	Grouping 4	Tariff Type	Proposed Charge (GST excl)
Ancillary Services	Inspection services – Private electrical installations and accredited service providers (ASPs)	Inspection of Service Work (Level 1)	Subdivision - Non Urban - Underground - Per Lot (1 - 10) - Grade B	Fee	\$197.54
Ancillary Services	Inspection services – Private electrical installations and accredited service providers (ASPs)	Inspection of Service Work (Level 1)	Subdivision - Non Urban - Underground - Per Lot (1 - 10) - Grade C	Fee	\$419.78
Ancillary Services	Inspection services – Private electrical installations and accredited service providers (ASPs)	Inspection of Service Work (Level 1)	Subdivision - Non Urban - Underground - Per Lot (11 - 50) - Grade A	Fee	\$49.39
Ancillary Services	Inspection services – Private electrical installations and accredited service providers (ASPs)	Inspection of Service Work (Level 1)	Subdivision - Non Urban - Underground - Per Lot (11 - 50) - Grade B	Fee	\$107.00
Ancillary Services	Inspection services – Private electrical installations and accredited service providers (ASPs)	Inspection of Service Work (Level 1)	Subdivision - Non Urban - Underground - Per Lot (11 - 50) - Grade C	Fee	\$246.92
Ancillary Services	Inspection services – Private electrical installations and accredited service providers (ASPs)	Inspection of Service Work (Level 1)	Subdivision - Non Urban - Underground - Per Lot (51+) - Grade A	Fee	\$16.46
Ancillary Services	Inspection services – Private electrical installations and accredited service providers (ASPs)	Inspection of Service Work (Level 1)	Subdivision - Non Urban - Underground - Per Lot (51+) - Grade B	Fee	\$65.85
Ancillary Services	Inspection services – Private electrical installations and accredited service providers (ASPs)	Inspection of Service Work (Level 1)	Subdivision - Non Urban - Underground - Per Lot (51+) - Grade C	Fee	\$115.23
Ancillary Services	Inspection services – Private electrical installations and accredited service providers (ASPs)	Inspection of Service Work (Level 1)	Subdivision - URD - Underground - Per Hour + \$44 travel time	Quote	\$164.62
Ancillary Services	Inspection services – Private electrical installations and	Inspection of Service Work (Level 1)	Subdivision - URD - Underground -	Fee	\$82.30

Grouping 1	Grouping 2	Grouping 3	Grouping 4	Tariff Type	Proposed Charge (GST excl)
	accredited service providers (ASPs)		Per Lot (1 - 10) - Grade A		
Ancillary Services	Inspection services – Private electrical installations and accredited service providers (ASPs)	Inspection of Service Work (Level 1)	Subdivision - URD - Underground - Per Lot (1 - 10) - Grade B	Fee	\$189.31
Ancillary Services	Inspection services – Private electrical installations and accredited service providers (ASPs)	Inspection of Service Work (Level 1)	Subdivision - URD - Underground - Per Lot (1 - 10) - Grade C	Fee	\$411.54
Ancillary Services	Inspection services – Private electrical installations and accredited service providers (ASPs)	Inspection of Service Work (Level 1)	Subdivision - URD - Underground - Per Lot (11 - 50) - Grade A	Fee	\$49.39
Ancillary Services	Inspection services – Private electrical installations and accredited service providers (ASPs)	Inspection of Service Work (Level 1)	Subdivision - URD - Underground - Per Lot (11 - 50) - Grade B	Fee	\$115.23
Ancillary Services	Inspection services – Private electrical installations and accredited service providers (ASPs)	Inspection of Service Work (Level 1)	Subdivision - URD - Underground - Per Lot (11 - 50) - Grade C	Fee	\$230.46
Ancillary Services	Inspection services – Private electrical installations and accredited service providers (ASPs)	Inspection of Service Work (Level 1)	Subdivision - URD - Underground - Per Lot (51 +) - Grade A	Fee	\$16.46
Ancillary Services	Inspection services – Private electrical installations and accredited service providers (ASPs)	Inspection of Service Work (Level 1)	Subdivision - URD - Underground - Per Lot (51 +) - Grade B	Fee	\$65.85
Ancillary Services	Inspection services – Private electrical installations and accredited service providers (ASPs)	Inspection of Service Work (Level 1)	Subdivision - URD - Underground - Per Lot (51 +) - Grade C	Fee	\$107.00
Ancillary Services	Inspection services – Private electrical installations and accredited service providers (ASPs)	Inspection of service work (Level 2 work)	Per NOSW - A Grade	Fee	\$57.62

Grouping 1	Grouping 2	Grouping 3	Grouping 4	Tariff Type	Proposed Charge (GST excl)
Ancillary Services	Inspection services – Private electrical installations and accredited service providers (ASPs)	Inspection of service work (Level 2 work)	Per NOSW - B Grade	Fee	\$98.77
Ancillary Services	Inspection services – Private electrical installations and accredited service providers (ASPs)	Inspection of service work (Level 2 work)	Per NOSW - C Grade	Fee	\$329.24
Ancillary Services	Inspection services – Private electrical installations and accredited service providers (ASPs)	Inspection of works outside normal working hours	Access Permits	Fee	\$2,450.77
Ancillary Services	Inspection services – Private electrical installations and accredited service providers (ASPs)	Inspection of works outside normal working hours	Administration Fee	Fee	\$54.88
Ancillary Services	Inspection services – Private electrical installations and accredited service providers (ASPs)	Inspection of works outside normal working hours	Overtime Hours Rate	Quote	\$82.30
Ancillary Services	Inspection services – Private electrical installations and accredited service providers (ASPs)	Investigation, review & implementation of remedial actions associated with ASP's connection work	Investigation, review & implementation of remedial actions associated with ASP's connection work.	Quote	\$164.62
Ancillary Services	Inspection services – Private electrical installations and accredited service providers (ASPs)	Private inspection	Private inspection of privately owned low voltage or high voltage network infrastructure (i.e. privately owned distribution infrastructure before the meter).	Quote	\$164.62
Ancillary Services	Inspection services – Private electrical installations and	Reinspection Fee (Level 1 & Level 2 work)	Reinspection Fee (Level 1 & Level 2 work)	Quote	\$164.62

Grouping 1	Grouping 2	Grouping 3	Grouping 4	Tariff Type	Proposed Charge (GST excl)
	accredited service providers (ASPs)				
Ancillary Services	Network related property services	Conveyancing Information	Supply of conveyancing information - Per Desk Inquiry	Fee	\$54.44
Ancillary Services	Network related property services	Services involved in obtaining deeds of agreement	Services involved in obtaining deeds of agreement in relation to property rights associated with contestable connections work	Quote	\$164.62
Ancillary Services	Network safety services	De-energisation safety services	De-energising wires for safe approach (e.g. for tree pruning)	Fee	\$368.24
Ancillary Services	Network safety services	Network safety services	Traffic Management to install & remove, break & remake, connect & disconnect excluded distribution services	Fee	\$4,546.94
Ancillary Services	Network safety services	Network safety services	Traffic Management to test, terminate and joint excluded distribution services	Fee	\$4,167.39
Ancillary Services	Network safety services	Rectification Works For these jobs, materials & other costs are charged at purchase price + overheads	Fitting of tiger tails (Labour) - Per Hour	Quote	\$158.65
Ancillary Services	Network safety services	Rectification Works For these jobs, materials & other costs are charged at	Fitting of tiger tails (Material) - Weekly Hire	Quote	\$5.82

Grouping 1	Grouping 2	Grouping 3	Grouping 4	Tariff Type	Proposed Charge (GST excl)
		purchase price + overheads			
Ancillary Services	Network safety services	Rectification Works For these jobs, materials & other costs are charged at purchase price + overheads	High load escorts - Per Hour	Quote	\$158.65
Ancillary Services	Network safety services	Rectification Works For these jobs, materials & other costs are charged at purchase price + overheads	Provision of service crew / additional crew - Per Hour	Quote	\$158.65
Ancillary Services	Network safety services	Rectification Works For these jobs, materials & other costs are charged at purchase price + overheads	Rectification of illegal connections - Per Job	Fee	\$634.61
Ancillary Services	Notices of arrangement and completion notices	Compliance Certificate	Connection of Load - Industrial & Commercial - Per Compliance Cert	Fee	\$217.73
Ancillary Services	Notices of arrangement and completion notices	Compliance Certificate	Connection of Load - Industrial & Commercial - Per hour for early cert	Quote	\$108.87
Ancillary Services	Notices of arrangement and completion notices	Compliance Certificate	Connection of Load - Non Urban - Per Compliance Cert	Fee	\$326.59
Ancillary Services	Notices of arrangement and completion notices	Compliance Certificate	Connection of Load - Non Urban - Per hour for early cert	Quote	\$108.87
Ancillary Services	Notices of arrangement and completion notices	Compliance Certificate	Connection of Load - URD - Per Compliance Cert	Fee	\$217.73

Grouping 1	Grouping 2	Grouping 3	Grouping 4	Tariff Type	Proposed Charge (GST excl)
Ancillary Services	Notices of arrangement and completion notices	Compliance Certificate	Connection of Load - URD - Per hour for early cert	Quote	\$108.87
Ancillary Services	Notices of arrangement and completion notices	Notification of Arrangement	Subdivision - Industrial & Commercial - Per hour for early notification	Quote	\$108.87
Ancillary Services	Notices of arrangement and completion notices	Notification of Arrangement	Subdivision - Industrial & Commercial - Per NOA	Fee	\$217.73
Ancillary Services	Notices of arrangement and completion notices	Notification of Arrangement	Subdivision - Non Urban - Per hour for early notification	Quote	\$108.87
Ancillary Services	Notices of arrangement and completion notices	Notification of Arrangement	Subdivision - Non Urban - Per NOA	Fee	\$217.73
Ancillary Services	Notices of arrangement and completion notices	Notification of Arrangement	Subdivision - URD - Per hour for early notification	Quote	\$108.87
Ancillary Services	Notices of arrangement and completion notices	Notification of Arrangement	Subdivision - URD - Per NOA	Fee	\$217.73
Ancillary Services	Off-peak conversion	Off Peak Conversions	Off Peak Conversion site visit (no access)	Fee	\$118.99
Ancillary Services	Off-peak conversion	Off Peak Conversions	Off Peak Conversions	Fee	\$132.21
Ancillary Services	Planned Interruption – Customer requested	Planned interruption - customer requested	Planned interruption - customer requested	Quote	\$162.26
Ancillary Services	Provision of training to third parties for network related access	Training services to ASPs	Training services to ASPs	Quote	\$158.65
Ancillary Services	Rectification works to maintain network safety	Vegetation defect management	Vegetation defect management	Fee	\$158.65
Ancillary Services	Services provided in relation to a Retailer of Last	ROLR	Services provided in relation to a Retailer of Last	Quote	Quote Basis

Grouping 1	Grouping 2	Grouping 3	Grouping 4	Tariff Type	Proposed Charge (GST excl)
	Resort (ROLR) event		Resort (ROLR) event		
Ancillary Services	Site establishment services	Site Establishment Fee	Error correction due to incorrect information received from Retailers or Metering Providers (no Site Visit)	Fee	\$167.41
Ancillary Services	Site establishment services	Site Establishment Fee	Non market Site Establishment	Fee	\$12.55
Ancillary Services	Site establishment services	Site Establishment Fee	Site Establishment - Per NMI	Fee	\$43.86
Ancillary Services	Site establishment services	Site Establishment Fee	Site Establishment assessment that does not result in the allocation of a NMI.	Fee	\$10.47
Ancillary Services	Termination of cable at zone substation – distributor required performance	Termination of cable at zone substation – distributor required performance	11kV Padmount/Indo or substation cable termination	Fee	\$4,361.92
Ancillary Services	Termination of cable at zone substation – distributor required performance	Termination of cable at zone substation – distributor required performance	11kV Pole top termination (UGOH) and bonding to OH	Fee	\$5,170.76
Ancillary Services	Termination of cable at zone substation – distributor required performance	Termination of cable at zone substation – distributor required performance	11kV Straight through joint	Fee	\$4,293.67
Ancillary Services	Termination of cable at zone substation – distributor required performance	Termination of cable at zone substation – distributor required performance	11kV Zone substation circuit breaker cable termination	Fee	\$4,021.60
Ancillary Services	Termination of cable at zone substation –	Termination of cable at zone substation –	22kV Padmount/Indo or substation	Fee	\$5,293.43



Grouping 1	Grouping 2	Grouping 3	Grouping 4	Tariff Type	Proposed Charge (GST excl)
	distributor required performance	distributor required performance	cable termination		
Ancillary Services	Termination of cable at zone substation – distributor required performance	Termination of cable at zone substation – distributor required performance	22kV Pole top termination (UGOH) and bonding to OH	Fee	\$5,793.20
Ancillary Services	Termination of cable at zone substation – distributor required performance	Termination of cable at zone substation – distributor required performance	22kV Straight through joint	Fee	\$4,483.63
Ancillary Services	Termination of cable at zone substation – distributor required performance	Termination of cable at zone substation – distributor required performance	22kV Zone substation circuit breaker cable termination	Fee	\$4,171.29
Ancillary Services	Termination of cable at zone substation – distributor required performance	Termination of cable at zone substation – distributor required performance	Protection setting	Fee	\$4,307.53
Ancillary Services	Termination of cable at zone substation – distributor required performance	Termination of cable at zone substation – distributor required performance	Testing cable prior to commissioning	Fee	\$4,883.70
Ancillary Services	Termination of cable at zone substation – distributor required performance	Termination of cable at zone substation – distributor required performance	Zone substation access and supervision for installation of cable(s) for one feeder	Fee	\$3,382.98
Connection application related services	Connection Offer Service	Connection Offer Service	Connection Offer Service (Basic)	Fee	\$27.43
Connection application related services	Connection Offer Service	Connection Offer Service	Connection Offer Service (Standard)	Fee	\$246.92
Connection application	Planning Studies	Planning Studies	Carrying out planning studies	Quote	\$226.34

Grouping 1	Grouping 2	Grouping 3	Grouping 4	Tariff Type	Proposed Charge (GST excl)
related services			and analysis relating to distribution (including subtransmission and dual function assets) connection applications - COMPLEX JOBS		
Connection application related services	Planning Studies	Planning Studies	Carrying out planning studies and analysis relating to distribution (including subtransmission and dual function assets) connection applications - SIMPLE JOBS	Quote	\$205.78
Connection application related services	Preliminary Enquiry Service	Preliminary Enquiry Service	Preliminary Enquiry Service - COMPLEX JOBS	Quote	\$226.34
Connection application related services	Preliminary Enquiry Service	Preliminary Enquiry Service	Preliminary Enquiry Service - SIMPLE JOBS	Quote	\$108.87
Connection Services	Augmentations	D. Design and build costs (of shared network) beyond distributor standards	D. Design and build costs (of shared network) beyond distributor standards	Quote	Quote Basis
Connection Services	Premises Connection Assets	C. Part design and build costs beyond distributor standards	C. Part design and build costs beyond distributor standards	Quote	Quote Basis
Connection Services	Reconnections/Disconnections	Reconnections / Disconnections	Disconnections (Meter Box) - Includes Reconnection	Fee	\$79.32
Connection Services	Reconnections/Disconnections	Reconnections / Disconnections	Disconnections (Meter Load Tail) - Includes Reconnection	Fee	\$299.85

Grouping 1	Grouping 2	Grouping 3	Grouping 4	Tariff Type	Proposed Charge (GST excl)
Connection Services	Reconnections/Disconnections	Reconnections / Disconnections	Disconnections (Pole Top / Pillar Box) - Includes Reconnection	Fee	\$495.58
Connection Services	Reconnections/Disconnections	Reconnections / Disconnections	Disconnections /Reconnections (Site Visit)	Fee	\$67.24
Connection Services	Reconnections/Disconnections	Reconnections / Disconnections	Disconnections at Pole Top / Pillar Box - Site Visit	Fee	\$212.60
Connection Services	Reconnections/Disconnections	Reconnections / Disconnections	Reconnection outside Normal business hours	Fee	\$75.95
Connection Services	Reconnections/Disconnections	Rectification Works	Rectification of illegal connections	Fee	\$634.61
Metering Services	Customer requested provision of additional metering/consumption data	Customer Data Request	Customer Data Request	Fee	\$18.30
Metering Services	Distributor arranged outage for purposes of replacing meter	No access	No access	Fee	\$185.86
Metering Services	Distributor arranged outage for purposes of replacing meter	Other party fails to arrive.	Other party fails to arrive.	Fee	\$423.85
Metering Services	Distributor arranged outage for purposes of replacing meter	Isolation completed	Outage Arrangements	Fee	\$622.16
Metering Services	Emergency maintenance of failed metering equipment not owned by the distributor (contestable meters)	Emergency Maintenance	In hours	Quote	\$164.62
Metering Services	Emergency maintenance of failed metering equipment not	Emergency Maintenance (After hours)	After hours	Quote	\$288.09

Grouping 1	Grouping 2	Grouping 3	Grouping 4	Tariff Type	Proposed Charge (GST excl)
	owned by the distributor (contestable meters)				
Metering Services	Meter recovery and disposal – type 5 and 6 (legacy meters)	CT Meter Removal & Disposal	CT Meter Removal & Disposal	Fee	\$180.13
Metering Services	Meter recovery and disposal – type 5 and 6 (legacy meters)	WC Meter Disposal	WC Meter Disposal	Fee	\$180.13
Metering Services	Special meter reading and testing (legacy meters)	Meter Test Fee	Meter Test Fee - Per Request	Fee	\$475.95
Metering Services	Special meter reading and testing (legacy meters)	Meter Test Fee	Meter Test Fee - Site Visit	Fee	\$118.99
Metering Services	Special meter reading and testing (legacy meters)	Move in move out meter reads	Move in meter reads	Fee	\$39.66
Metering Services	Special meter reading and testing (legacy meters)	Move in move out meter reads	Move out meter reads	Fee	\$39.66
Metering Services	Special meter reading and testing (legacy meters)	Special Meter Reads	Special Meter Reads	Fee	\$39.66
Metering Services	Special meter reading and testing (legacy meters)	Special Meter Reads	Special Meter Reads - Site Visit	Fee	\$31.72
Metering Services	Special meter reading and testing (legacy meters)	Type 5-7 Non Standard Meter data Services	Type 5-7 Non Standard Meter data Services	Fee	\$18.30
Metering Services	Distributor arranged outage for purposes of replacing meter	Notification Only	Notification Only	Fee	\$304.86
Ancillary Services	Site establishment services	Site Establishment Fee	Error correction due to incorrect information received from Retailers or Metering Providers (Site Visit)	Fee	\$125.57

Grouping 1	Grouping 2	Grouping 3	Grouping 4	Tariff Type	Proposed Charge (GST excl)
Ancillary Services	Site establishment services	Site Establishment Fee	NMI Extinction	Fee	\$31.39
Ancillary Services	Emergency maintenance of failed metering equipment not owned by the distributor (contestable meters)	Metering Investigation services	Metering Investigation services	Fee	\$241.61
Connection Services	Reconnections/Disconnections	Reconnections / Disconnections	Reconnection of already connected site	Fee	\$135.43
Connection Services	Reconnections/Disconnections	Reconnections / Disconnections	Disconnections (Meter Load Tail) -Site Visit ONLY	Fee	\$237.97
Ancillary Services	Cable spike	Cable ID & Spike	Cable ID & Spike	Fee	\$658.48
Ancillary Services	Attendance at customers' premises to perform a statutory right where access is prevented.	Security escort	Organising and providing a security escort where we have determined it necessary to ensure the safety of staff.	Quote	\$108.87

Table A4.2: Proposed Quoted Service Hourly Labour Rates

Endeavour Energy Labour Category and Description		AER Labour Category	Maximum Total Hourly Rate (base plus on-costs plus overheads) (ex GST)
1	Admin	Admin	\$108.87
2	Technical	Technical	\$164.62
3	Engineer	Engineer	\$205.78
4	Field Worker	Field Worker	\$158.65
5	Senior Engineer	Senior Engineer	\$226.34
6	Traffic Controllers & Supervisors - External Contractors	N/A	\$94.89
7	Operations Manager	Engineer	\$205.78
8	Engineering Officer / Project Manager	Engineer	\$200.87
9	EFM	Field Worker	\$133.83
10	All staff involved in disconnections / reconnections (Meter Box)	Field Worker	\$158.65
11	All staff involved in disconnections / reconnections (Site Visit)	N/A	\$67.24
12	All staff involved in disconnections / reconnections (Meter Box)	N/A	\$75.95
13	R4 - Field Worker	Field Worker	\$158.65
14	R1 - Admin	Admin	\$109.74
15	R2 - Technical Specialist	Technical Specialist	\$164.62
16	R3 - Engineer	Engineer	\$205.78
17	R4 - Field Worker	Field Worker	\$158.65
18	Blended (69% R2 Tech & 31% R4 Field Worker)	Blended (69% Technical Specialist and 31% Field Worker)	\$162.76

## Metering Service Charges

The proposed metering service charges for FY22 are as follows:

Table A4.3: Proposed Metering Service Charges

Tariff Class	Cost	FY22 Proposed Charge (ex GST)
Residential anytime	Capital	\$2.06
	Non-capital	\$18.95
Residential TOU – Type 6 meter	Capital	\$2.06
	Non-capital	\$41.34
Residential TOU – Type 5 meter	Capital	\$2.06
	Non-capital	\$173.34
Small business anytime	Capital	\$2.06
	Non-capital	\$28.73
Small business TOU – Type 6 meter	Capital	\$2.06
	Non-capital	\$70.64
Small business TOU – Type 5 meter	Capital	\$2.06
	Non-capital	\$202.64
Controlled load	Capital	\$2.06
	Non-capital	\$4.82
Solar	Capital	\$2.06
	Non-capital	\$4.82

## Public Lighting

The proposed public lighting charges (class 1 & 2) for FY22 are as follows:

Table A4.4: Public Lighting Charges (class 1 & 2)

Description	Tariff Class 1 (ex GST) FY22	Tariff Class 2 (ex GST) FY22
1 x 20 W Fluorescent	\$48.68	\$48.00
2 x 20 W Fluorescent	\$51.25	\$51.25
4 x 20 W Fluorescent	\$0.00	\$0.00
2 x 14 W Fluorescent	\$57.71	\$48.00
2 x 24 W Fluorescent	\$53.09	\$48.00
1 x 40 W Fluorescent	\$51.36	\$49.76
2 x 40 W Fluorescent	\$54.78	\$54.78
1 x 42 W Fluorescent	\$49.76	\$49.76
50W Mercury	\$51.43	\$51.06
80W Mercury	\$48.63	\$48.48
125W Mercury	\$48.96	\$48.48
250W Mercury	\$49.08	\$48.48
2 x 250W Mercury	\$94.34	\$52.21
400 W Mercury	\$49.05	\$48.48
700 W Mercury	\$0.00	\$0.00
50W Sodium	\$60.72	\$53.26
70W Sodium	\$54.59	\$53.26
90W Sodium	\$56.98	\$56.98
100W Sodium	\$58.84	\$56.98
120W Sodium	\$54.10	\$53.10
150W Sodium	\$56.08	\$53.10
250W Sodium	\$62.55	\$61.92
2 x 250W Sodium	\$80.67	\$79.08
310W Sodium	\$61.92	\$61.92
400 W Sodium	\$55.30	\$55.16
2 x 400 W Sodium	\$70.69	\$65.56
4 x 600W Sodium	\$86.38	\$86.38
60 W Incandescent	\$65.76	\$65.76



Description	Tariff Class 1 (ex GST) FY22	Tariff Class 2 (ex GST) FY22
100 W Incandescent	\$0.00	\$0.00
500 W Incandescent	\$0.00	\$0.00
1000 W Incandescent	\$0.00	\$0.00
1500 W Incandescent	\$65.76	\$65.76
100 W Metal Halide	\$81.48	\$75.42
150 W Metal Halide	\$122.90	\$65.76
250 W Metal Halide	\$73.74	\$63.25
2 x 250 W Metal Halide	\$131.80	\$81.75
400 W Metal Halide	\$65.06	\$61.94
2 x 400 W Metal Halide	\$175.02	\$79.13
1000 W Metal Halide	\$61.42	\$61.94
600 W Sodium	\$82.33	\$55.16
Pole mounting bracket minor (<=3m)	\$14.17	\$14.14
Pole mounting bracket major (>3m)	\$14.26	\$14.14
Outreach Minor (<=2m)	\$14.67	\$14.14
Outreach Major (>2m)	\$14.69	\$14.14
Minor Column (<=9)	\$24.94	\$18.47
Major Column (>=9)	\$111.84	\$18.47

The proposed public lighting charges (class 3 & 4) for FY22 are as follows:

*Table A4.5: Public Lighting Charges (class 3 & 4)*

Description	Tariff Class 3 (ex GST) FY22	Tariff Class 4 (ex GST) FY22
2x14W Energy Efficient Fluro - STD	\$78.25	\$52.09
2x24W Energy Efficient Fluro - STD	\$80.66	\$52.40
1x42W Compact Fluorescent - STD	\$76.12	\$53.40
50W Mercury - STANDARD	\$74.16	\$54.28
80W Mercury - STANDARD	\$74.13	\$52.00
70W Sodium - STANDARD	\$79.24	\$56.88
100W Sodium - STANDARD	\$88.46	\$61.29
100W Metal Halide - STANDARD	\$108.36	\$80.04
25W LED	\$76.34	\$46.56
Suburban 70W HPS c/w D2 PECB - STD	\$79.24	\$56.88
150W Sodium - STANDARD	\$83.47	\$57.26
150W Metal Halide - STANDARD	\$97.11	\$70.12
250W Sodium - STANDARD	\$94.07	\$66.35
250W Metal Halide - STANDARD	\$95.50	\$67.71
400W Sodium - STANDARD	\$92.55	\$60.19
80W Mercury - AEROSCREEN	\$100.10	\$78.00
Urban A/Screen 42W CFL c/w D2 PECB	\$82.84	\$54.22
150W Sodium - AEROSCREEN	\$86.64	\$57.64
150W Metal Halide - AEROSCREEN	\$100.29	\$70.50
250W Sodium (w/o PECB) - AEROSCREEN	\$95.42	\$66.52
250W Metal Halide - AEROSCREEN	\$96.87	\$67.88
400W Sodium - AEROSCREEN	\$91.67	\$60.09
400W Metal Halide - AEROSCREEN	\$98.98	\$66.98
Roadster A/Screen 100W HPS c/w PECB	\$88.46	\$61.29
80W Mercury - POST TOP	\$94.14	\$54.49
B2001 42WCFL c/w D2 PECB green - PT	\$99.37	\$56.28
250W Sodium - FLOODLIGHT	\$109.02	\$68.20
250W Metal Halide - FLOODLIGHT	\$110.46	\$69.56
400W Sodium - FLOODLIGHT	\$103.50	\$61.56
400W Metal Halide - FLOODLIGHT	\$110.83	\$68.45

Description	Tariff Class 3 (ex GST) FY22	Tariff Class 4 (ex GST) FY22
150W Sodium - FLOODLIGHT	\$99.14	\$59.20
150W Metal Halide - FLOODLIGHT	\$112.77	\$72.05
Bracket - Minor <=3m	\$19.45	\$15.15
Bracket - Major >3m	\$46.37	\$19.77
Outreach - Minor <=2m	\$20.73	\$15.37
Outreach - Major >2m	\$27.61	\$16.55
Pole (Wood) - Minor - DEDICATED SL <=11m	\$149.14	\$41.03
Pole (Wood) - Major - DEDICATED SL >11m	\$261.04	\$60.24
Column (Steel) - Minor <=9m	\$153.14	\$27.65
Column (Steel) - Major >9m	\$280.51	\$31.21
Pole (Wood) - Minor <=11m	\$0.00	\$0.00
Pole (Wood) - Major >11m	\$0.00	\$0.00
17W LED Cat P Luminaire	\$76.34	\$46.56
18W LED P4 Gerard	\$76.34	\$46.56
25W LED P4 Gerard	\$76.34	\$46.56
33W LED	\$82.75	\$47.25
42W LED	\$79.56	\$46.91
82W LED Gerard V5 Cat Luminaire	\$101.89	\$49.29
100W LED Gerard V4 Cat Luminaire	\$101.89	\$49.29
198W LED Gerard V2/V3 Cat Luminaire	\$112.15	\$50.39
33W LED P3 Gerard	\$79.56	\$46.91
75W LED Aglo Nilum Plus FLOODLIGHT	\$91.26	\$48.15
100W LED Aglo Nilum Plus FLOODLIGHT	\$93.19	\$48.37
150W LED Aglo Nilum Plus FLOODLIGHT	\$97.04	\$48.78
300W LED Aglo Nilum Plus FLOODLIGHT	\$121.19	\$51.36
60W LED RoadLED Midi Optic Tuner	\$92.39	\$47.95
80W LED RoadLED Midi Optic Tuner	\$98.40	\$48.58
70W LED RoadLED Midi	\$87.87	\$47.46
80W LED RoadLED Midi	\$89.38	\$47.62
165W LED RoadLED Midi	\$90.50	\$47.75
17W LED B2001 NUWE Post Top	\$101.04	\$48.88
150W LED SLED Maximus	\$106.30	\$49.44
175W LED SLED Maximus	\$114.96	\$50.36

### **Proposed charges for new Public Lighting assets**

Endeavour Energy proposes to introduce 13 new LED public lighting asset types. This requires the creation of 26 new rates – 13 Tariff Class 3 and 13 Tariff Class 4.

The proposed charges for new public lighting assets have been calculated using supplier cost information and the AER's Public Lighting Model Decision Model for Endeavour Energy for the regulatory control period 2020 to 2024.

The proposed FY22 charges are included in Table A4.5 above and are summarised below:

*Table A4.6: New Public Lighting Charges (class 3 & 4)*

Description	Tariff Class 3 (ex GST) FY22	Tariff Class 4 (ex GST) FY22
33W LED P3 Gerard	\$79.56	\$46.91
75W LED Aglo Nilum Plus FLOODLIGHT	\$91.26	\$48.15
100W LED Aglo Nilum Plus FLOODLIGHT	\$93.19	\$48.37
150W LED Aglo Nilum Plus FLOODLIGHT	\$97.04	\$48.78
300W LED Aglo Nilum Plus FLOODLIGHT	\$121.19	\$51.36
60W LED RoadLED Midi Optic Tuner	\$92.39	\$47.95
80W LED RoadLED Midi Optic Tuner	\$98.40	\$48.58
70W LED RoadLED Midi	\$87.87	\$47.46
80W LED RoadLED Midi	\$89.38	\$47.62
165W LED RoadLED Midi	\$90.50	\$47.75
17W LED B2001 NUWE Post Top	\$101.04	\$48.88
150W LED SLED Maximus	\$106.30	\$49.44
175W LED SLED Maximus	\$114.96	\$50.36

## Security Lighting (Nightwatch)

The proposed security lighting charges for FY22 are as follows:

Table A4.7: Security Lighting Charges

Tariff Class	Description	FY22 Proposed Charges (ex GST)
Short Term:		
Monthly Charge	Minor	\$51.10
	Small	\$66.08
	Medium	\$72.76
	Large	\$84.68
	X-Large	\$139.12
Installation Charge	Minor	\$746.52
	Small	\$1,109.70
	Medium	\$1,107.18
	Large	\$1,126.51
	X-Large	\$1,306.40
Long Term:		
Monthly Charge	Minor	\$51.10
	Small	\$66.09
	Medium	\$72.77
	Large	\$84.68
	X-Large	\$139.12
Installation Charge	Minor	\$314.34
	Small	\$314.34
	Medium	\$314.34
	Large	\$314.34
	X-Large	\$314.34