

Energex 2020-25 Tariff Structure Statement

Intermediate Tariff Indicative Rates

Energex Limited
February 2019



Intermediate Tiered Tariff

Indicative Rates – South East Residential

Indicative South East Tiered Residential 2020-21 price estimates nominal

Tier	Energy for customers with basic meters	Demand for customers with digital meters	Fixed Charge	Volume Charge
	(kWh p/a) ¹	(kW) ²	(\$/day)	(\$/kWh)
1	N/A	0 – 1.5	0.2176	0.0450
2	0 – 1,500	1.5 - 3.0	0.3397	0.0450
3	1,500 – 3,000	3.0 - 4.2	0.5120	0.0450
4	3,000 – 5,000	4.2 - 5.3	0.6722	0.0450
5	5,000 – 7,500	5.3 - 6.6	0.8141	0.0450
6	7,500 – 12,000	6.6 - 8.6	1.0016	0.0450
7	12,000 – 15,000	8.6 - 10.8	1.2631	0.0450
8	15,000 +	10.8 +	1.2321	0.0538

Note 1: The energy and demand thresholds for the tiers are illustrative only.

Note 2: For digital meter customers it is contemplated that the demand tier would be based on the average demand of the three highest days in each month.



Indicative Rates – South East Small Business

Indicative South East Tiered Small Business 2020-21 price estimates nominal

Tier	Energy for customers with basic meters	Demand for customers with digital meters	Fixed Charge	Volume Charge
	(kWh p/a) ¹	(kW) ²	(\$/day)	(\$/kWh)
1	N/A	0 – 1.5	0.0366	0.0480
2	0 – 1,500	1.5 - 3.0	0.3607	0.0480
3	1,500 – 3,000	3.0 - 4.2	0.5507	0.0480
4	3,000 – 5,000	4.2 - 5.3	0.8928	0.0480
5	5,000 – 7,500	5.3 - 6.6	1.1271	0.0480
6	7,500 – 12,000	6.6 - 8.6	1.3270	0.0480
7	12,000 – 15,000	8.6 - 10.8	1.6481	0.0480
8	15,000 +	10.8 +	0.4760	0.0733

Note 1: The energy and demand thresholds for the tiers are illustrative only.

Note 2: For digital meter customers it is contemplated that the demand tier would be based on the average demand of the three highest days in each month.



Indicative Rates – South East Residential

Tiered Residential

Indicative South East Tiered Residential 2020-25 price estimates nominal

Charging Parameter	Units	2020-21	2021-22	2022-23	2023-24	2024-25
Tier 1 Fixed Charge	\$/Day	0.2176	0.2230	0.2286	0.2343	0.2402
Tier 2 Fixed Charge	\$/Day	0.3397	0.3482	0.3569	0.3659	0.3750
Tier 3 Fixed Charge	\$/Day	0.5120	0.5248	0.5379	0.5514	0.5652
Tier 4 Fixed Charge	\$/Day	0.6722	0.6890	0.7062	0.7239	0.7420
Tier 5 Fixed Charge	\$/Day	0.8141	0.8345	0.8553	0.8767	0.8986
Tier 6 Fixed Charge	\$/Day	1.0016	1.0267	1.0523	1.0786	1.1056
Tier 7 Fixed Charge	\$/Day	1.2631	1.2947	1.3270	1.3602	1.3942
Tier 8 Fixed Charge	\$/Day	1.2321	1.2629	1.2945	1.3268	1.3600
Tier 1-7 Volume Charge	\$/kWh	0.0450	0.0461	0.0473	0.0485	0.0497
Tier 8 Volume Charge	\$/kWh	0.0538	0.0551	0.0565	0.0579	0.0593



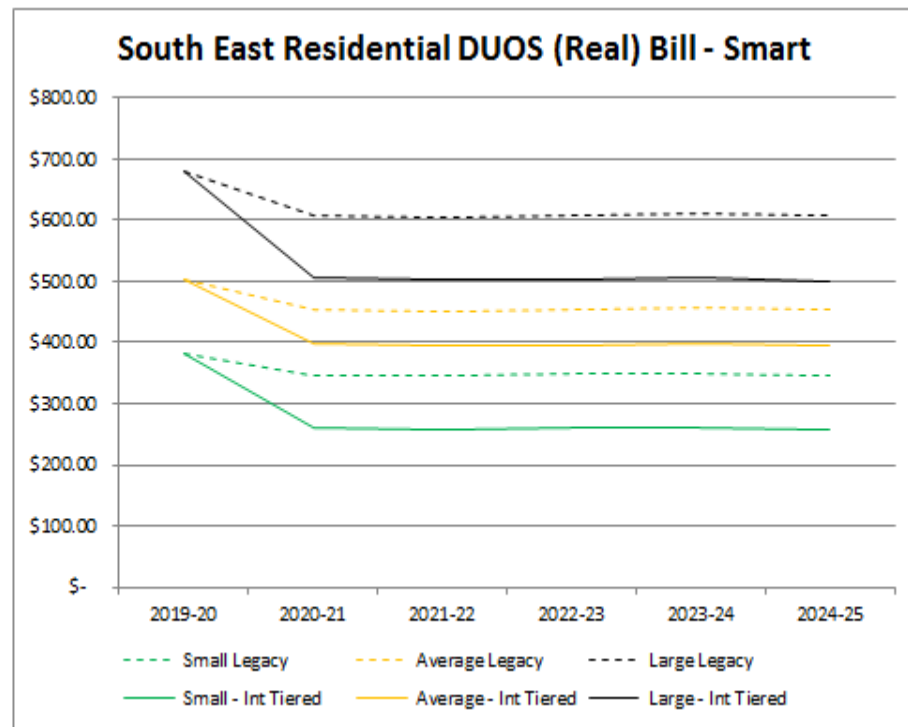
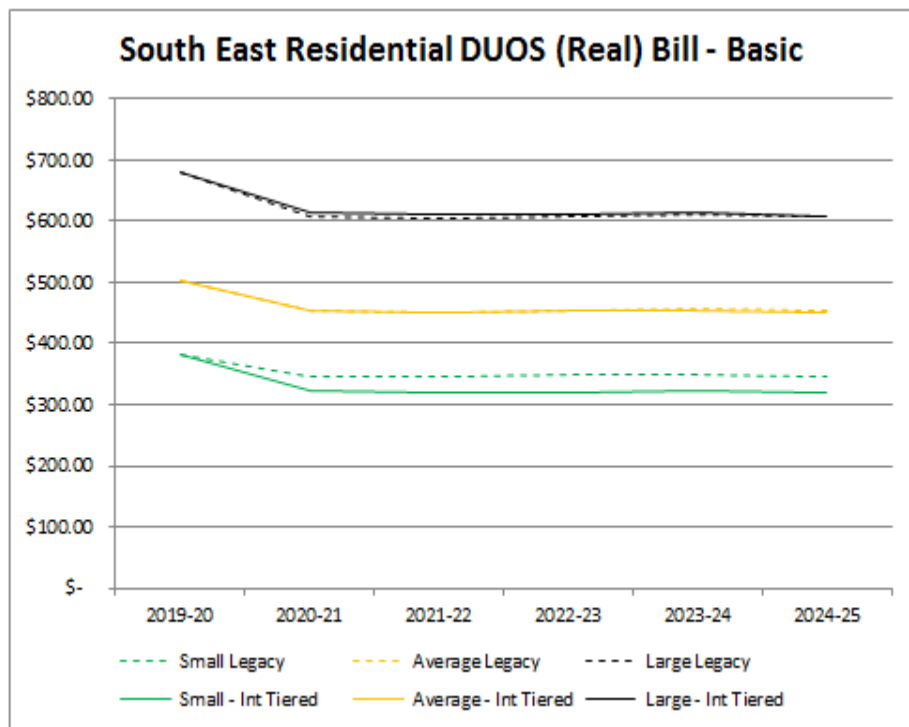
Indicative Rates – South East Small Business

Tiered Small Business

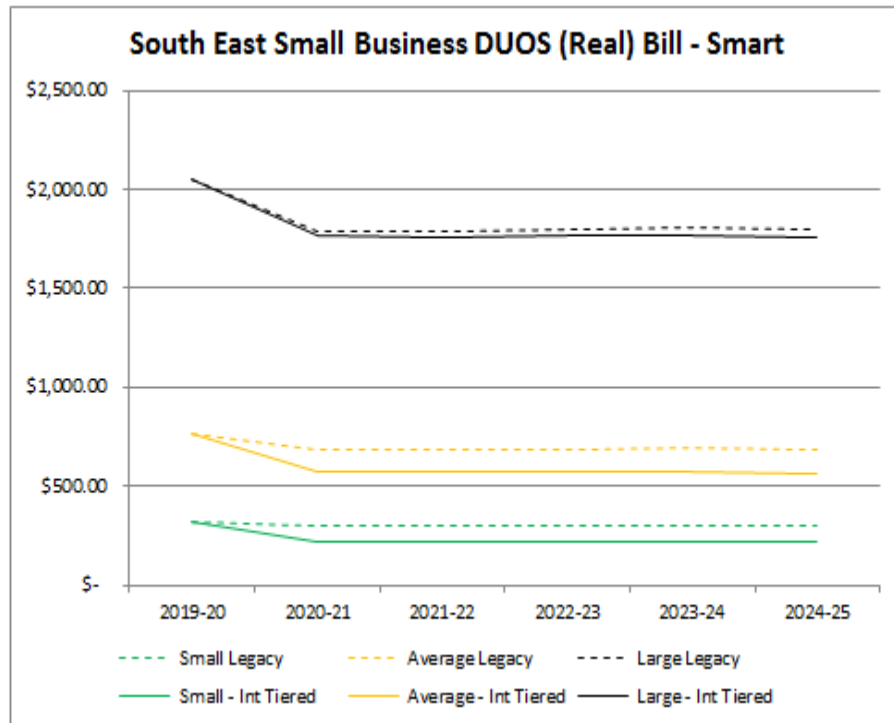
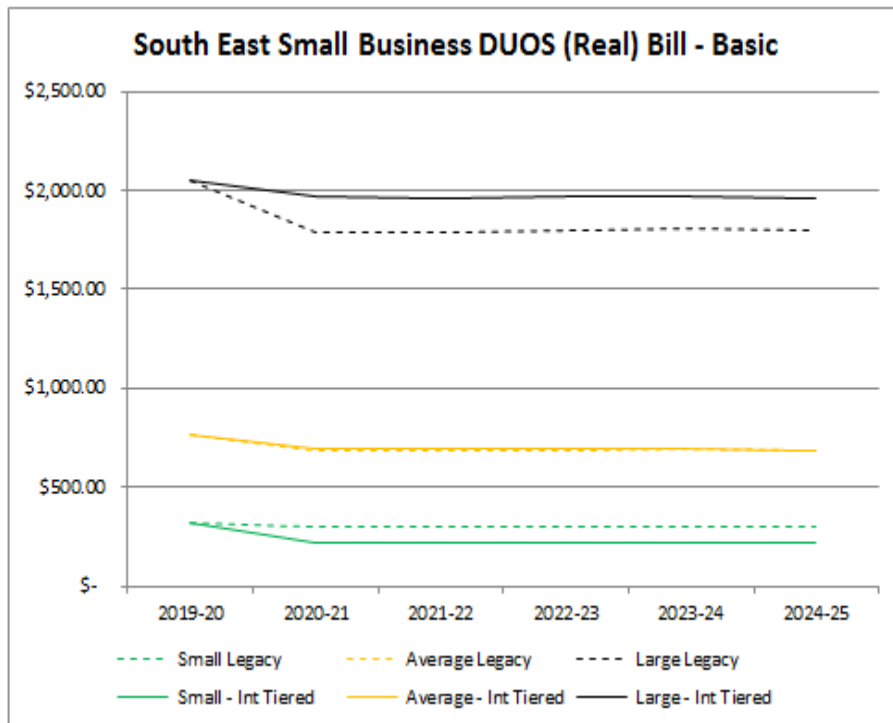
Indicative South East Tiered Small Business 2020-25 price estimates nominal

Charging Parameter	Units	2020-21	2021-22	2022-23	2023-24	2024-25
Tier 1 Fixed Charge	\$/Day	0.0366	0.0375	0.0384	0.0394	0.0404
Tier 2 Fixed Charge	\$/Day	0.3607	0.3697	0.3790	0.3885	0.3982
Tier 3 Fixed Charge	\$/Day	0.5507	0.5645	0.5786	0.5931	0.6079
Tier 4 Fixed Charge	\$/Day	0.8928	0.9152	0.9380	0.9615	0.9855
Tier 5 Fixed Charge	\$/Day	1.1271	1.1553	1.1842	1.2138	1.2441
Tier 6 Fixed Charge	\$/Day	1.3270	1.3602	1.3942	1.4291	1.4648
Tier 7 Fixed Charge	\$/Day	1.6481	1.6893	1.7315	1.7748	1.8192
Tier 8 Fixed Charge	\$/Day	0.4760	0.4879	0.5001	0.5126	0.5254
Tier 1-7 Volume Charge	\$/kWh	0.0480	0.0492	0.0504	0.0517	0.0530
Tier 8 Volume Charge	\$/kWh	0.0733	0.0751	0.0770	0.0789	0.0809

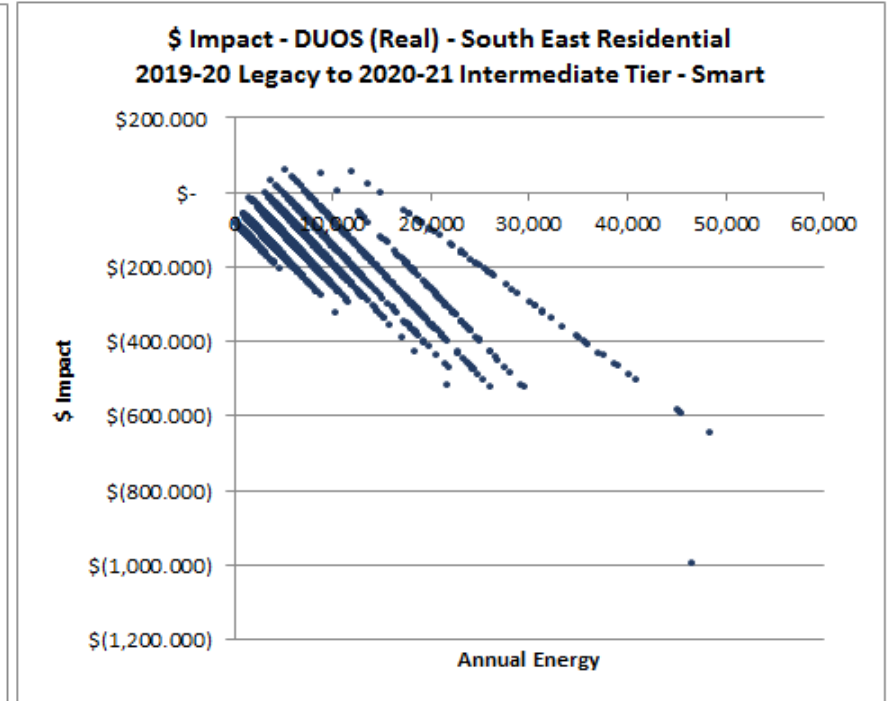
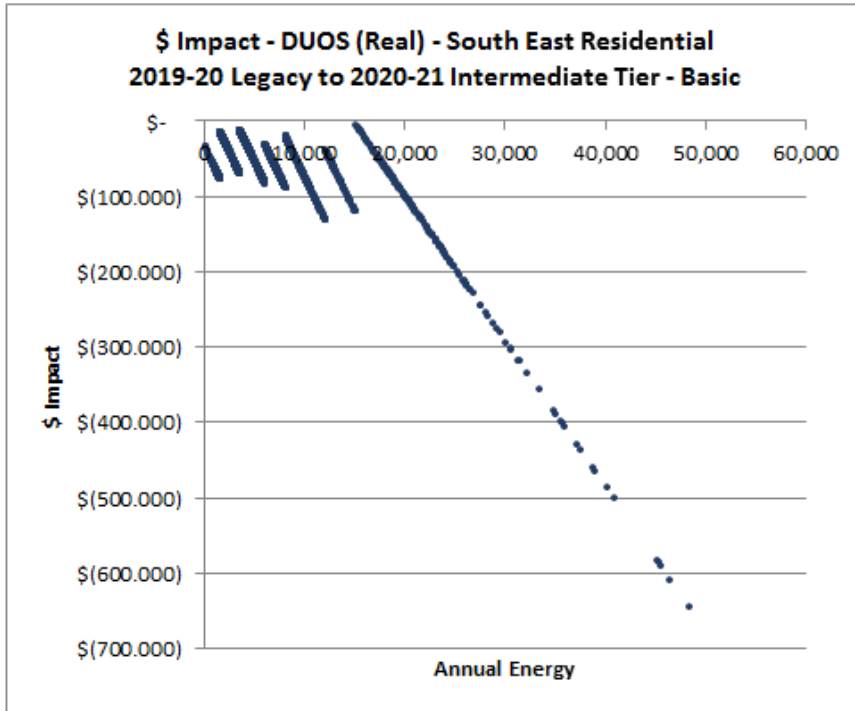
Representative Customer Impact



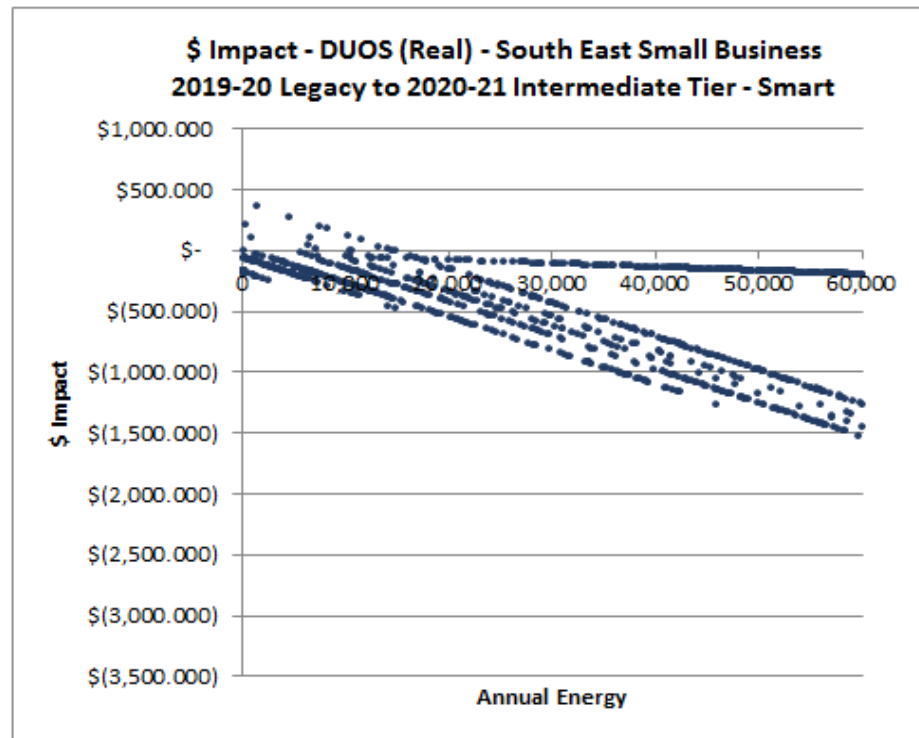
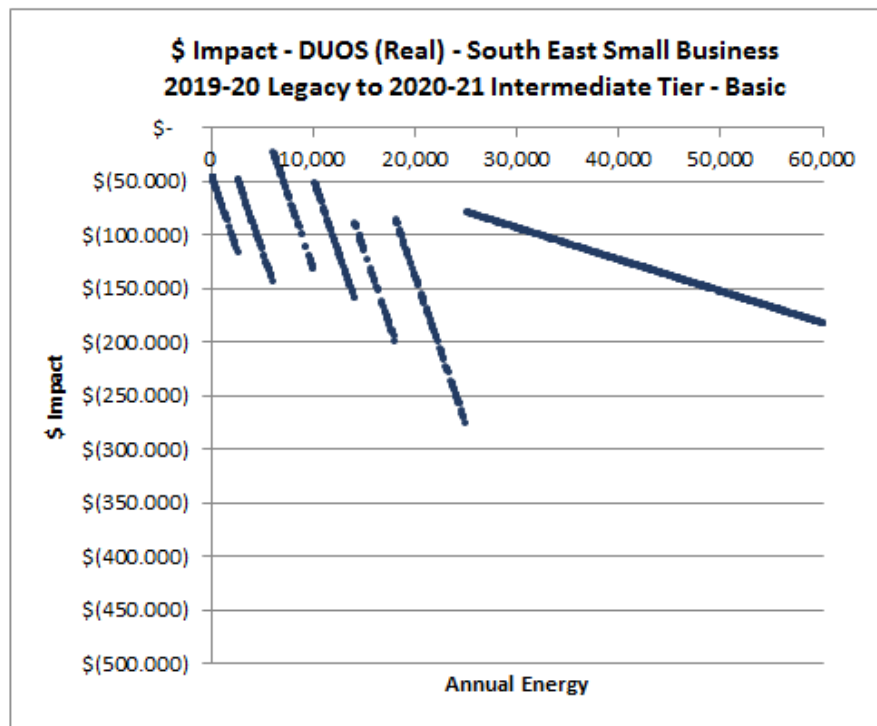
Representative Customer Impact



Customer Sample



Customer Sample



Intermediate Capacity Tariff

Indicative Rates

Indicative South East Capacity Residential 2020-21 price estimates nominal

Charging parameters		Basic Meter		Digital Meter	
Fixed	Capacity	Volume	Fixed	Capacity	Volume
(\$/day)	Anytime (\$/day + \$/kWh) ¹	(\$/kWh)	(\$/day)	Anytime (\$/kW/Month)	(\$/kWh) ²
0.2856	0.20496 Fixed	0.045 Day	0.2856	3.046383	0.045 Day
	0.01364 Volume	0.045 Night			0.045 Night

Note 1: The inferred capacity charge for basic meter customers would form part of either the fixed charge or the volume charge. Further analysis and modelling is being undertaken to determine which charging parameter would best reflect the inferred capacity

Note 2: The tariff structure will accommodate two volumetric charges to allow for separate daytime and night time charges. This is in recognition of the different network utilisation and costs associated with accessing network services at these times. During the 2020-25 regulatory control period, these rates are intended to initially be set to be the same as we perform further analysis to better understand the differences in costs associated with the different network utilisation characteristics during the daytime and night time.



Indicative Rates

Indicative South East Capacity Small Business 2020-21 price estimates nominal

Charging parameters		Basic Meter		Digital Meter	
Fixed (\$/day)	Capacity Anytime (\$/day + \$/kWh) ¹	Volume (\$/kWh)	Fixed (\$/day)	Capacity Anytime (\$/kW/Month)	Volume (\$/kWh) ²
0.4447	0.25518 Fixed 0.00884 Volume	0.048 Day 0.048 Night	0.4447	2.6445	0.048 Day 0.048 Night

Note 1: The inferred capacity charge for basic meter customers would form part of either the fixed charge or the volume charge. Further analysis and modelling is being undertaken to determine which charging parameter would best reflect the inferred capacity

Note 2: The tariff structure will accommodate two volumetric charges to allow for separate daytime and night time charges. This is in recognition of the different network utilisation and costs associated with accessing network services at these times. During the 2020-25 regulatory control period, these rates are intended to initially be set to be the same as we perform further analysis to better understand the differences in costs associated with the different network utilisation characteristics during the daytime and night time.



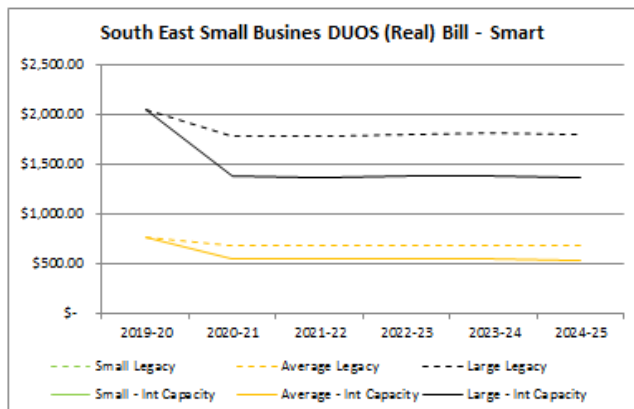
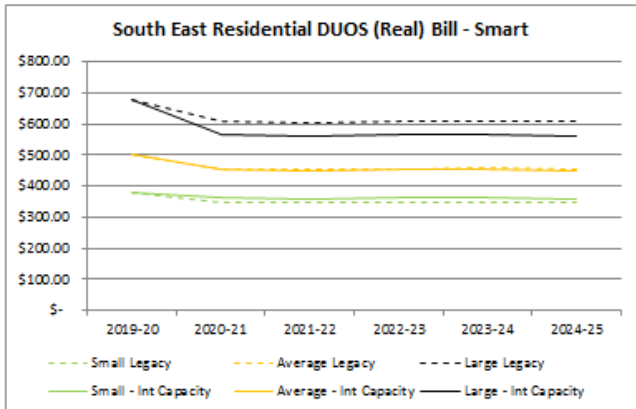
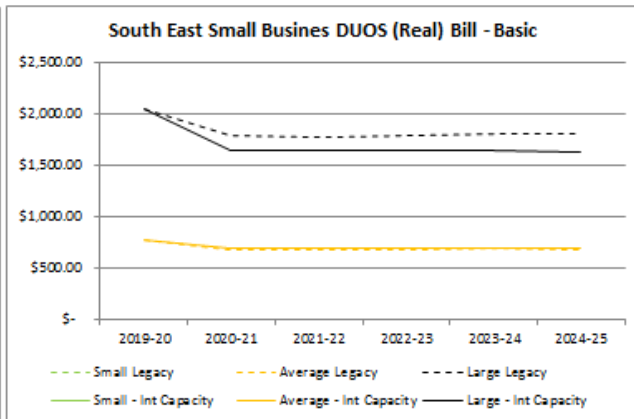
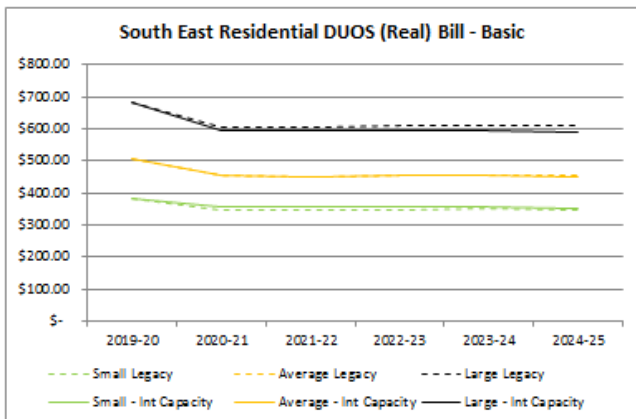
Indicative Rates

South East Capacity Indicative Rates 2020-25 Nominal

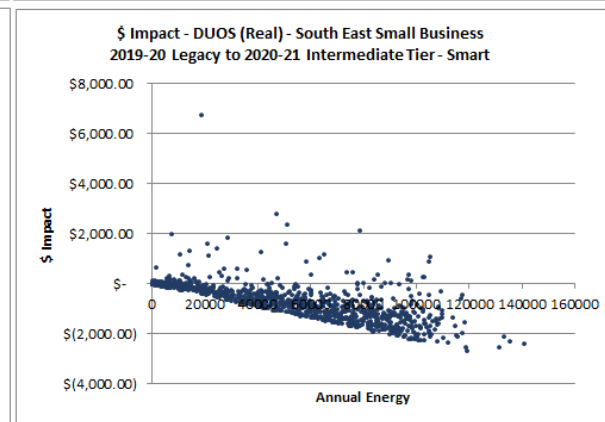
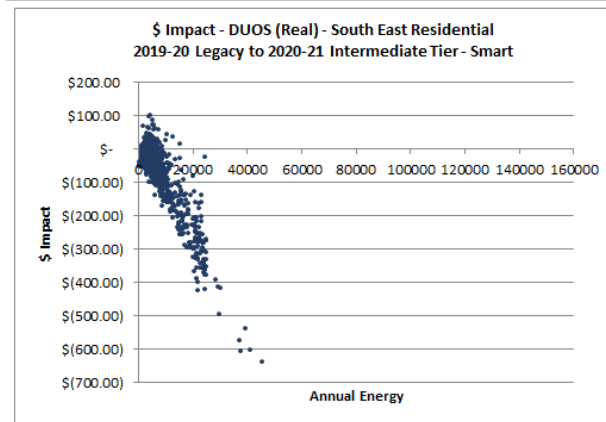
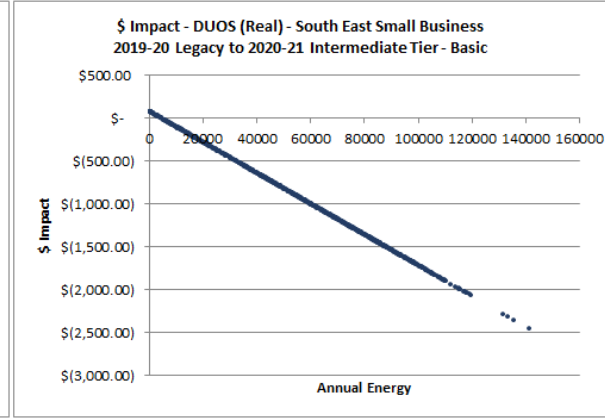
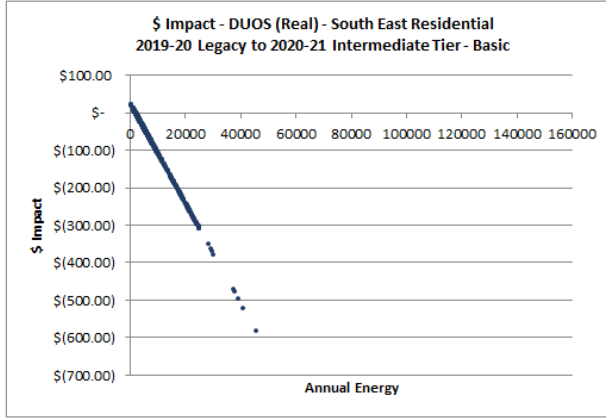
Tariff name	Tariff rate	2020-21	2021-22	2022-23	2023-24	2024-25
Capacity Residential Basic	Fixed Charge	0.2855639	0.292703	0.3000205	0.307521	0.3152091
	Capacity Charge	0.2049605	0.2100845	0.2153366	0.22072	0.226238
	Capacity Volume Charge	0.0136433	0.0139844	0.014334	0.0146923	0.0150596
	Volume Charge Day	0.045	0.046125	0.0472781	0.0484601	0.0496716
	Volume Charge Night	0.045	0.046125	0.0472781	0.0484601	0.0496716
Capacity Small Business Basic	Fixed Charge	0.4447281	0.4558463	0.4672425	0.4789235	0.4908966
	Capacity Charge	0.2551772	0.2615566	0.2680955	0.2747979	0.2816679
	Capacity Volume Charge	0.0088417	0.0090628	0.0092894	0.0095216	0.0097596
	Volume Charge Day	0.048	0.0492	0.05043	0.0516908	0.052983
	Volume Charge Night	0.048	0.0492	0.05043	0.0516908	0.052983
Capacity Residential Smart	Fixed Charge	0.2855639	0.292703	0.3000205	0.307521	0.3152091
	Capacity Charge	3.0463833	3.1225429	3.2006065	3.2806217	3.3626372
	Volume Charge Day	0.045	0.046125	0.0472781	0.0484601	0.0496716
	Volume Charge Night	0.045	0.046125	0.0472781	0.0484601	0.0496716
Capacity Small Business Smart	Fixed Charge	0.4447281	0.4558463	0.4672425	0.4789235	0.4908966
	Capacity Charge	2.64452	2.710633	2.7783988	2.8478588	2.9190553
	Volume Charge Day	0.048	0.0492	0.05043	0.0516908	0.052983
	Volume Charge Night	0.048	0.0492	0.05043	0.0516908	0.052983



Representative Customer Impact



Customer Impact – Customer Sample



Dynamic Response Tariff

Indicative Rates

Indicative South East Small Business Demand Response 2020-25 price estimates nominal		2020-21	2021-22	2022-23	2023-24	2024-25
DR 1 Fixed Charge	\$/month			\$ 16.81	\$ 17.23	\$ 17.66
DR 1 Volume Charge	\$/kWh	Not Offered		\$ 0.0525	\$ 0.0538	\$ 0.0552
DR 2 Fixed Charge	\$/month			\$ 16.81	\$ 17.23	\$ 17.66
DR 2 Volume Charge	\$/kWh			\$ 0.0462	\$ 0.0474	\$ 0.0486



