

Energex 2020-25 TSS

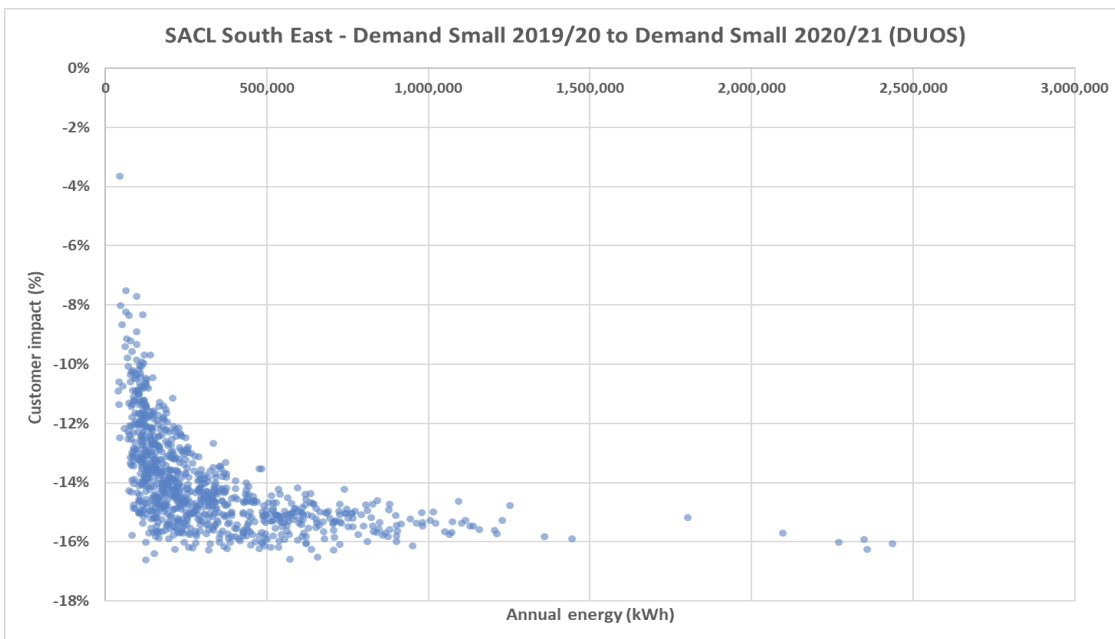
SAC Large DUoS Customer Impact Summary

This attachment sets out a summary of customer impacts for proposed SAC Large tariffs using the 2019-20 anytime demand tariffs as the baseline.

For each customer impact presented a summary table is included. The summary table indicates the average customer impact, the maximum and minimum customer impacts and the percentage and number of customers with bill reductions.

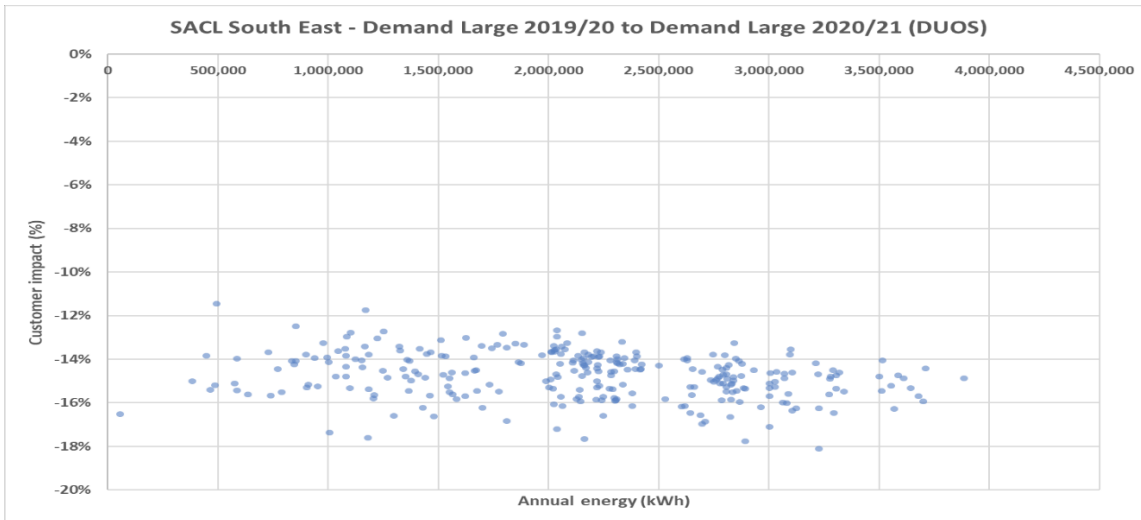
Demand Small vs Demand Small

Average CI (%)	-13.93%
Maximum CI (%)	-3.65%
Minimum CI (%)	-16.62%
Customers with no bill increase (%)	100.00%
Customers with no bill increase (#)	10,361



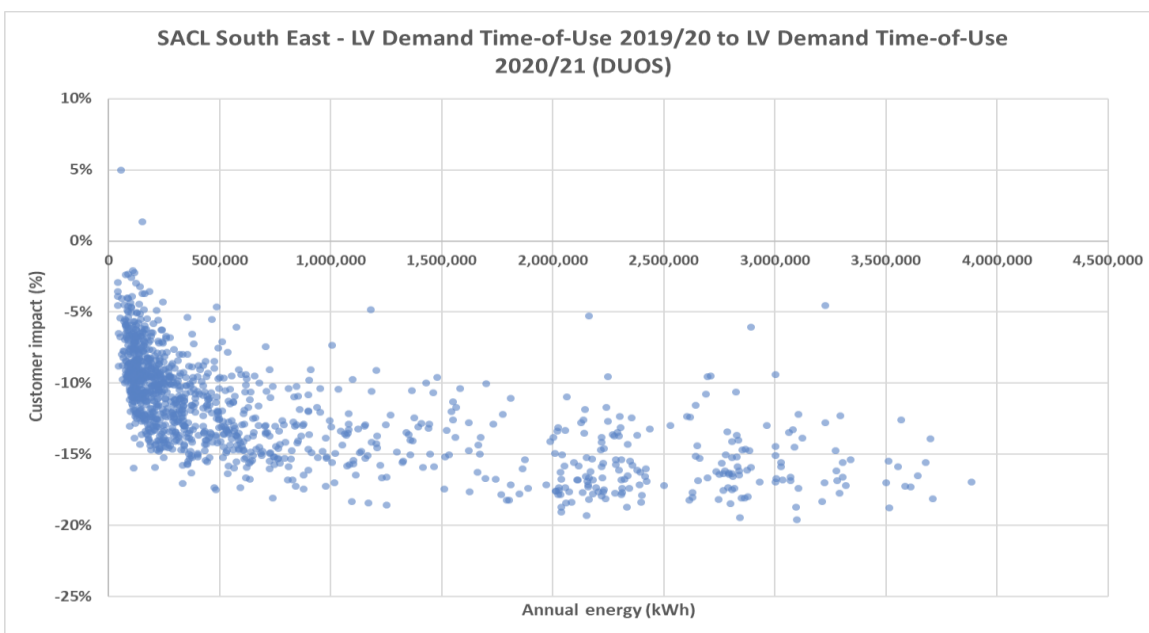
Demand Large vs Demand Large

Average CI (%)	-14.58%
Maximum CI (%)	-11.47%
Minimum CI (%)	-18.11%
Customers with no bill increase (%)	100.00%
Customers with no bill increase (#)	1,513



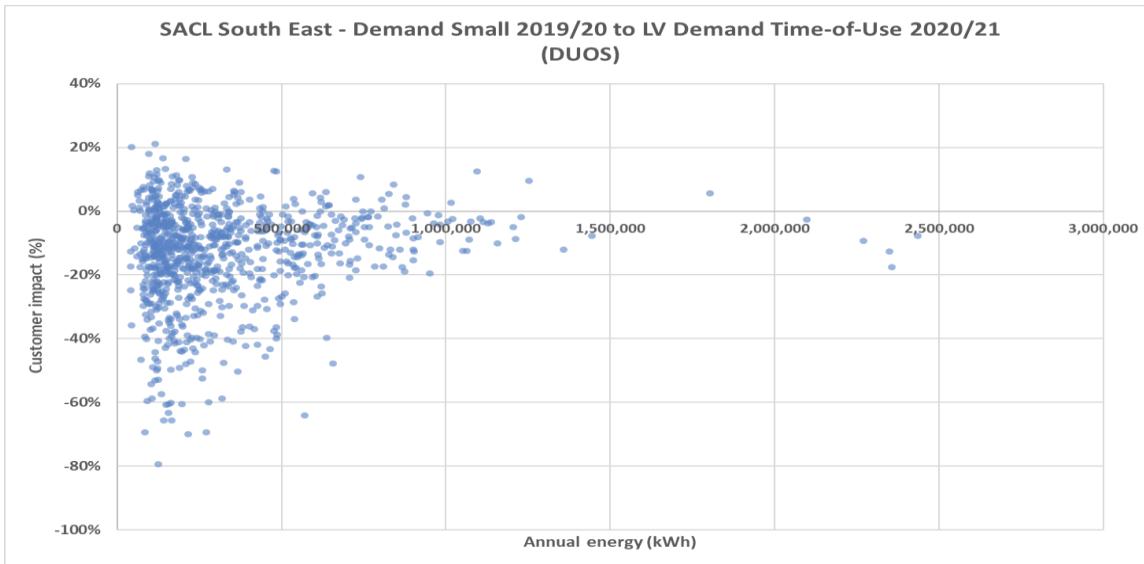
LV ToU Demand vs LV ToU Demand

Average CI (%)	-11.07%
Maximum CI (%)	4.97%
Minimum CI (%)	-19.58%
Customers with no bill increase (%)	99.79%
Customers with no bill increase (#)	11,850



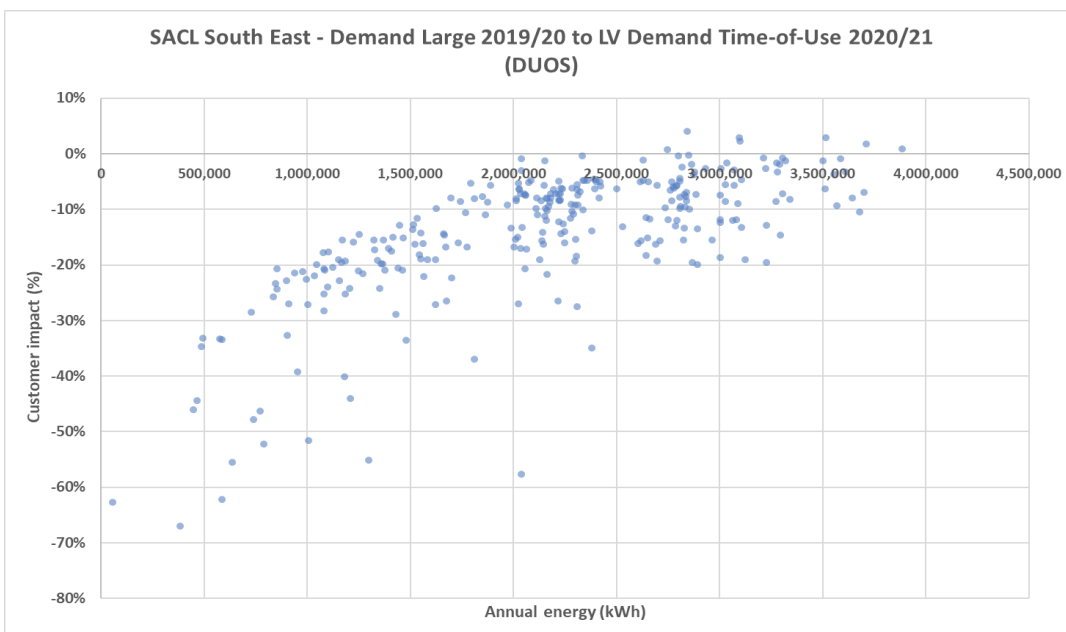
Demand Small vs LV ToU Demand

Average CI (%)	-13.29%
Maximum CI (%)	21.03%
Minimum CI (%)	-79.28%
Customers with no bill increase (%)	83.77%
Customers with no bill increase (#)	8,680



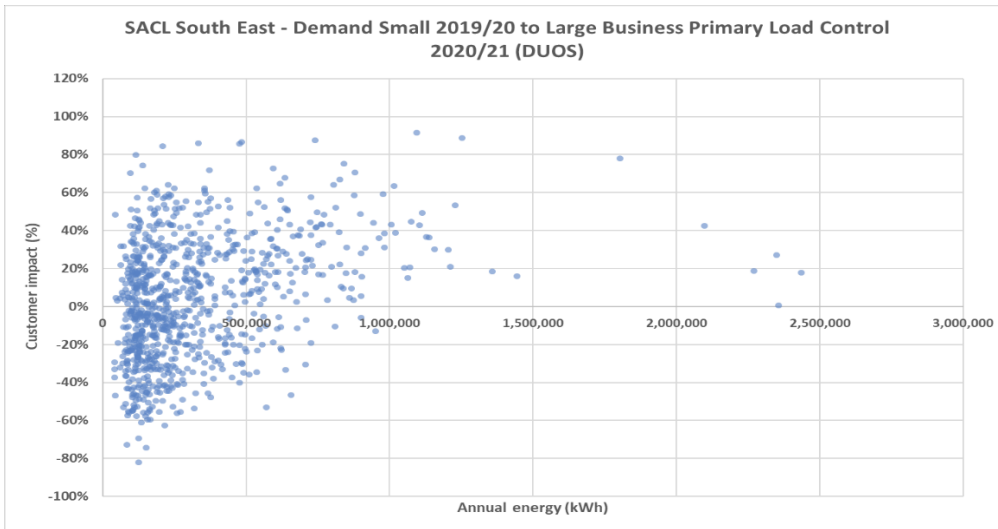
Demand Large vs LV ToU Demand

Average CI (%)	-19.76%
Maximum CI (%)	3.99%
Minimum CI (%)	-66.93%
Customers with no bill increase (%)	98.06%
Customers with no bill increase (#)	1,483



Demand Small vs SAC Large Primary Load Control

Average CI (%)	3.38%
Maximum CI (%)	91.45%
Minimum CI (%)	-81.91%
Customers with no bill increase (%)	46.37%
Customers with no bill increase (#)	4,805



Demand Large vs vs SAC Large Primary Load Control

Average CI (%)	9.08%
Maximum CI (%)	85.82%
Minimum CI (%)	-93.60%
Customers with no bill increase (%)	38.65%
Customers with no bill increase (#)	585

SACL South East - Demand Large 2019/20 to Large Business Primary Load Control
2020/21 (DUOS)

