

Ergon Energy 2020-25 TSS

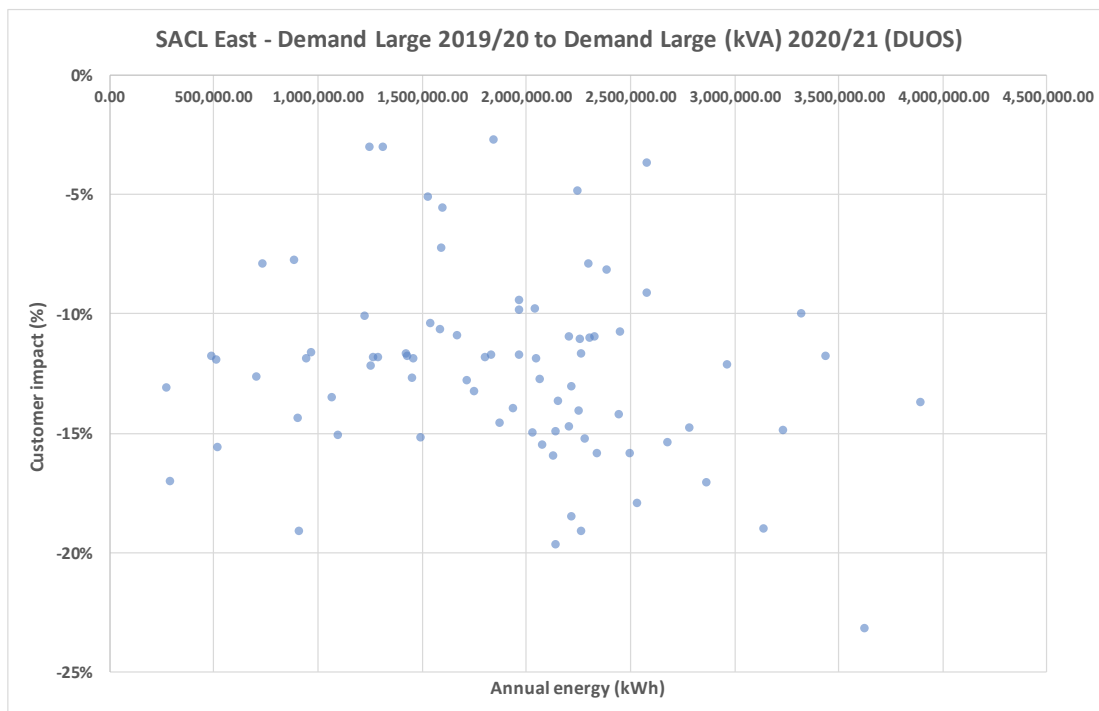
SAC Large DUOS Customer Impact Summary

This attachment sets out a summary of customer impacts for proposed SAC Large tariffs using the 2019-20 anytime demand tariffs as the baseline. It should be noted that it is proposed to price SAC Large tariffs in 2020-25 on a kVA basis so the reference tariffs (2020-21) are in kVA and apply the customers kVA demands while the 2019-20 baseline tariffs are on a kW basis and apply the customers kW demands for the purpose of calculating tariff impact.

For each customer impact chart presented a summary table is included. The summary table indicates the average customer impact, the maximum and minimum customer impacts and the percentage and number of customers with no bill increase.

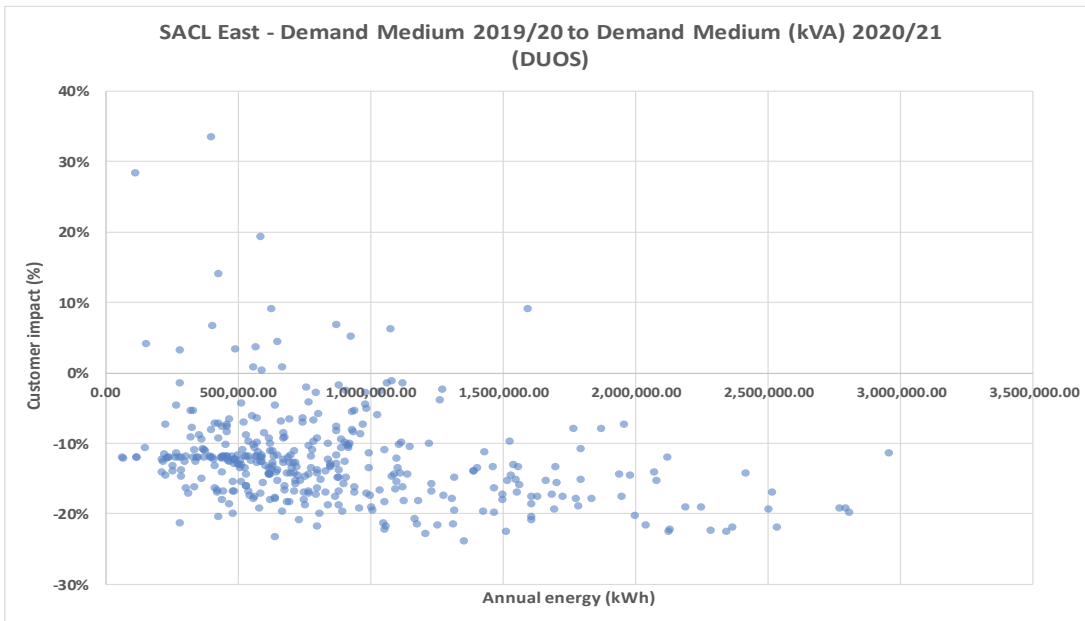
Demand Large Anytime Demand to Anytime Demand

Average CI (%)	-12.74%
Maximum CI (%)	-2.65%
Minimum CI (%)	-23.13%
Customers with no bill increase (%)	100.00%
Customers with no bill increase (#)	270



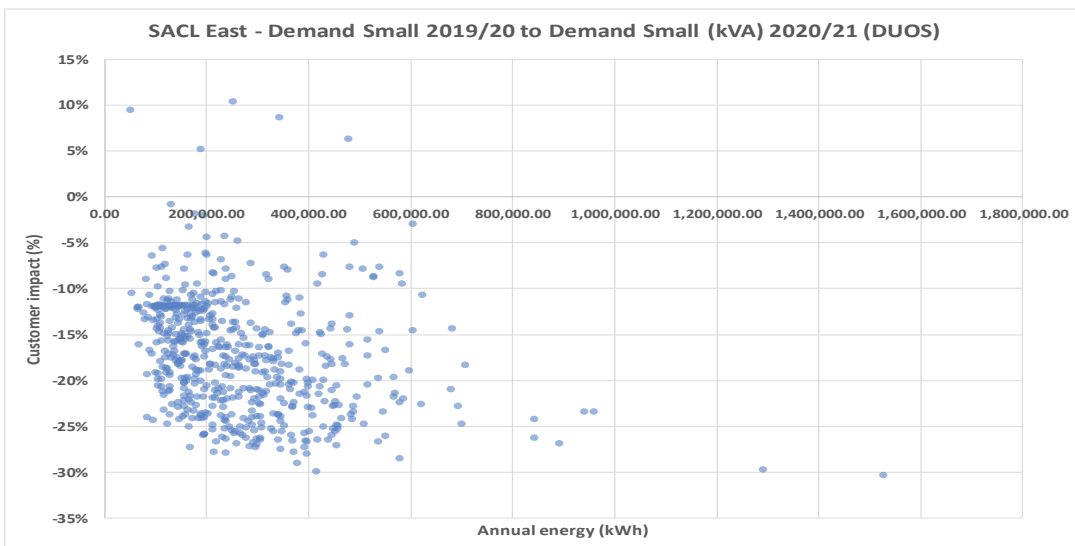
Demand Medium Anytime Demand to Anytime Demand

Average CI (%)	-11.49%
Maximum CI (%)	33.56%
Minimum CI (%)	-23.75%
Customers with no bill increase (%)	93.31%
Customers with no bill increase (#)	1,477



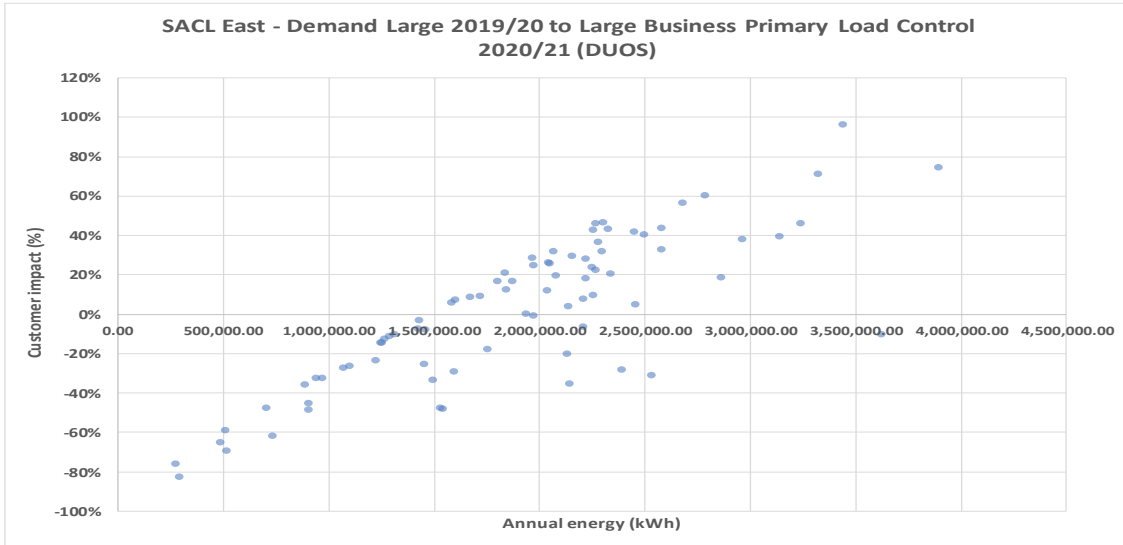
Demand Small Anytime Demand to Anytime Demand

Average CI (%)	-16.37%
Maximum CI (%)	10.52%
Minimum CI (%)	-30.29%
Customers with no bill increase (%)	99.01%
Customers with no bill increase (#)	4,622



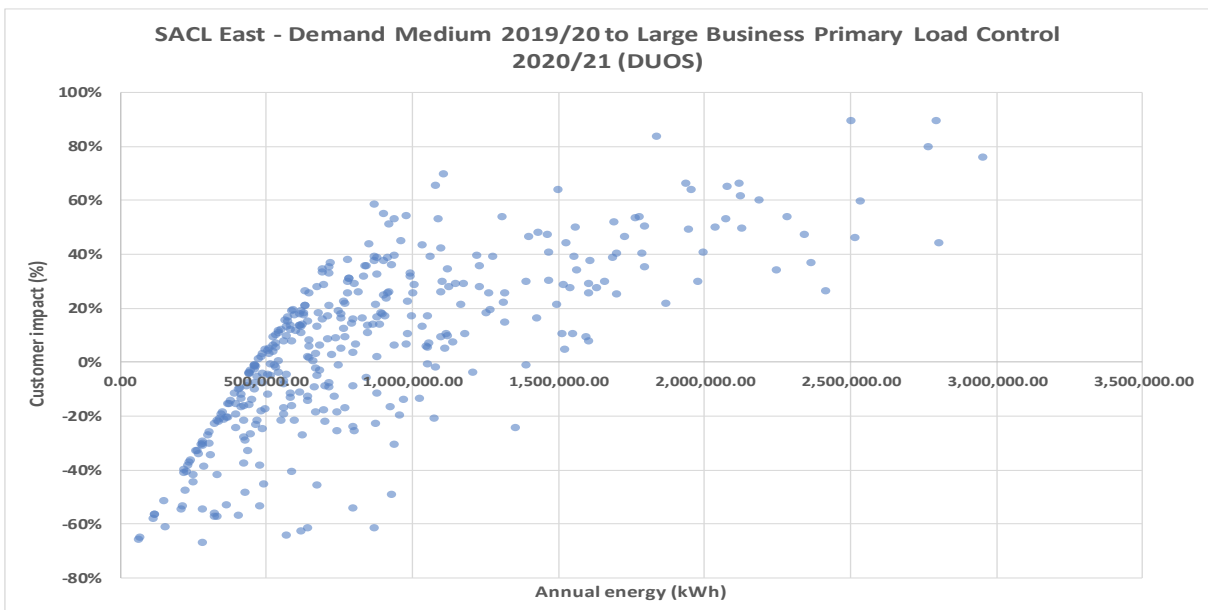
Demand Large Primary Anytime Demand to Load Control

Average CI (%)	-3.23%
Maximum CI (%)	96.45%
Minimum CI (%)	-82.43%
Customers with no bill increase (%)	48.68%
Customers with no bill increase (#)	131



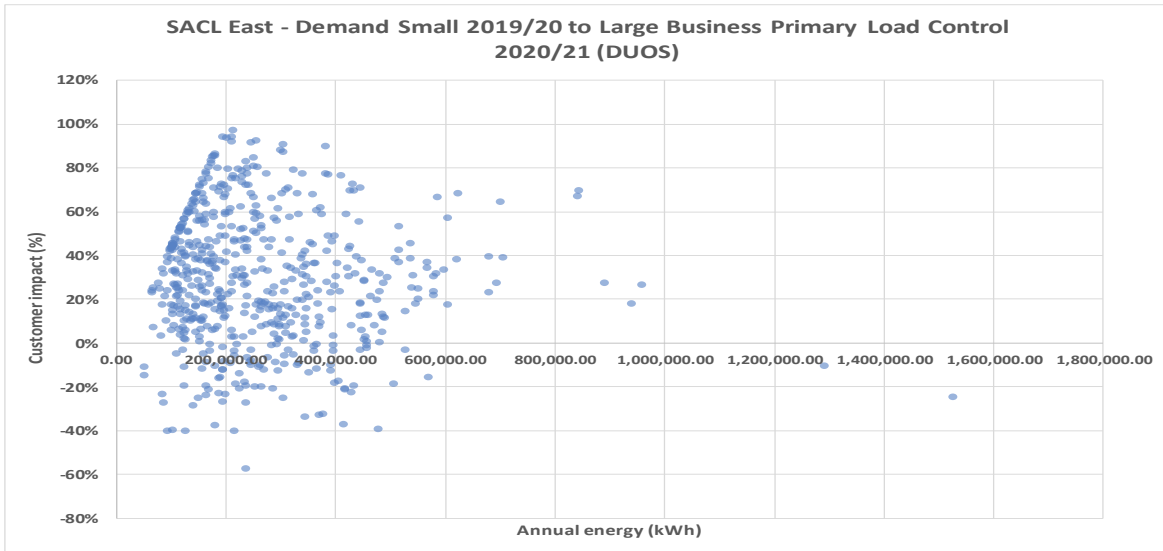
Demand Medium Primary Anytime Demand to Load Control

Average CI (%)	-2.14%
Maximum CI (%)	89.79%
Minimum CI (%)	-66.52%
Customers with no bill increase (%)	50.71%
Customers with no bill increase (#)	802



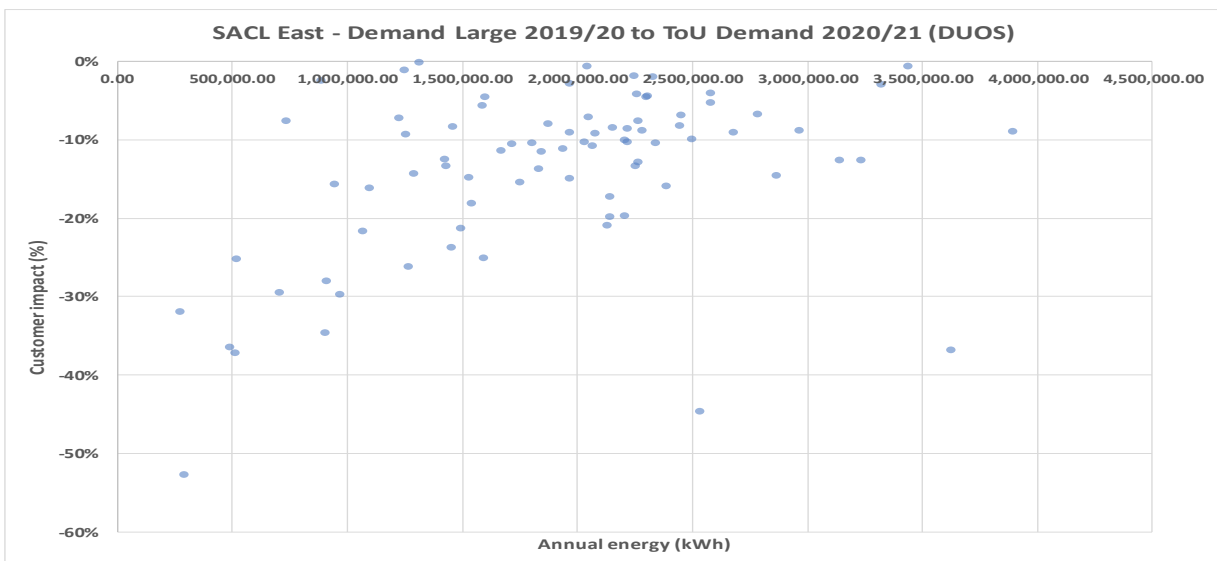
Demand Small Primary Anytime Demand to Load Control

Average CI (%)	28.87%
Maximum CI (%)	97.26%
Minimum CI (%)	-57.10%
Customers with no bill increase (%)	15.28%
Customers with no bill increase (#)	713



Demand Large TOUD to Anytime Demand

Average CI (%)	-15.36%
Maximum CI (%)	-0.06%
Minimum CI (%)	-52.66%
Customers with no bill increase (%)	100.00%
Customers with no bill increase (#)	270



The ToUD SAC Large tariff has been primarily calibrated to the Demand Large Tariff