





# Cost pass through application 2019-20 bushfires

## Impact of the 2019-20 bushfires on Essential Energy

-  3.4 million hectares burnt
-  540+ peak field crew involved in the response
-  104,000+ customers without power
-  3,200+ poles replaced



## Extra costs of the 2019-20 bushfires for Essential Energy = \$75.2M

- Network restoration \$49.2M 
- Vegetation \$18.1M 
- Aerial patrols \$0.8M 
- Significant restoration projects \$7.1M 



## Customer price impacts

Quarterly distribution charges for a typical customer

						1.7%
						Increase in distribution charges p.a. above CPI for 2 years
	Residential	↑ \$6	Today \$176	→	By 2024 \$182	
	Small business	↑ \$23	\$683	→	\$706	

Note - Typical residential customer (4.6MWh) and small business customer (20MWh) quarterly distribution charges at 1 July 2021 (Today) and 30 June 2024 (By 2024)