

## TEMPLATE EXPLANATION



This template must be used by the TNSP to report service performance information for the previous calendar year.

Yellow worksheets (**'Inputs - Performance'** and **'Inputs - Exclusions'**) are for inputs, including performance and exclusion information. The TNSP only needs to enter data on these worksheets.

Purple worksheets **'S1' to 'S6'** are the s-factor results based on the performance inputs from the 'Inputs - Performance' worksheet.

Blue worksheet **'Revenue Calculation'** quantifies the appropriate revenue to be applied to the s-factor results adjusted for CPI.

Red worksheet **'Outcomes'** shows the total performance, s-factor and financial incentive results based on the TNSP's performance in 'Inputs-Performance' and 'Revenue Calculation' worksheets.

Orange worksheet **'Exclusion Definitions'** are the defined exclusions for each TNSP which should form the basis of exclusion requests under 'Inputs-Exclusions' worksheet.

**Powerlink - SERVICE STANDARDS PERFORMANCE**

<b>Performance Inputs</b>							
<b>S</b>	<b>Performance parameter</b>	<b>Collar</b>	<b>Target</b>	<b>Cap</b>	<b>Revenue at Risk</b>	<b>Performance (Without exclusions)</b>	<b>Performance (With exclusions)</b>
S1	Transmission circuit availability - critical elements	98.01%	99.07%	99.60%	0.155%	98.436252%	98.505354%
S2	Transmission circuit availability - non-critical elements	97.81%	98.40%	98.99%	0.085%	98.543634%	98.601073%
S3	Transmission circuit availability - peak periods	97.53%	98.16%	98.80%	0.155%	98.326985%	98.387938%
S4	Loss of supply event frequency (No of events > 0.2 system minutes)	8	5	2	0.155%	10	4
S5	Loss of supply event frequency (No of events > 1.0 system minutes)	3	1	0	0.30%	3	0
S6	Average outage duration	1,627	1,033	439	0.15%	1047	765

<b>Revenue Determination Inputs</b>	
<b>TNSP:</b>	Powerlink
<b>STPIS version:</b>	November, 2003
<b>Regulatory Determination</b>	2007/08 - 2011/12
<b>Base Year Allowed Revenue</b>	\$536,810,000
<b>Base Year</b>	2007-08
<b>X-factor</b>	-7.61%
<b>Commencement of regulatory year</b>	1-Jul-07

<b>Other inputs</b>	
<b>Assessment Period</b>	2011
<b>Financial year to affect revenue:</b>	2012/13
<b>Date prepared:</b>	14 February 2012
<b>Revision date:</b>	15 February 2012

<b>Other Inputs</b>						
<b>Annual revenue adjusted for C</b>	<b>Mar-07</b>	<b>Mar-08</b>	<b>Mar-09</b>	<b>Mar-10</b>	<b>Mar-11</b>	<b>Mar-12</b>
<b>CPI</b>	155.6	162.2	166.2	171.0	176.7	

**NOTE:**

Pink cells - Performance without exclusions input cells

Orange cells - Performance with exclusions input cells

Green cells - Other inputs

Blue cells - Inputs sourced from the revenue determination

Performance is based on a calendar year or the proportion of a calendar year that applies in each regulatory period.

**Powerlink - Proposed exclusions**

CIRCUIT AVAILABILITY		Event proposed for exclusion	Description of the event and its impact on the network and performance	Cause of the event	Start date	Start time	End date	End time	Circuits affected	Reactive plant or transformer	Quantitative impact	Reasons for exclusion request	Further references	
Name of any circuit availability parameters		Name of the event	Detail of the event. Such as: the action of any third parties, the actions of the TNSP, assets damaged or interrupted.	A description of the cause of the event	Start date and time of event	End date and time of event			Name of circuits affected	Name of any equipment affected	Impact of exclusion event on availability sub-parameter	Full details of the reason/s for excluding this event. Should include a reference to the defined exclusions and explain how it meets this exclusion definition (see Exclusion definition tab). Eg. Exclusion 1.2 Third party event.	A TNSP may provide further details of an exclusion event. TNSP to provide reference.	
S1	Transmission circuit availability - critical elements	20110004	H011 Nebo: SVC 1 tripped. Trip initiated by distribution network. Powerlink plant and equipment operated as expected.	Distribution Issue	3/01/11	06:29:06	4/01/11	08:36:32		H011 Nebo SVC 1	26.120	3rd party		
		20110018	H018 Tarong: Feeder 832 tripped. Trip initiated by Extreme Rain Event.	Extreme Rain Event	13/01/11	19:33:11	28/01/2011	05:15:46	Feeder 832		357.710	Force Majeure		
		20110043	H013 Ross: Feeder 857 tripped. Trip initiated by severe tropical cyclone.	Cyclone Yasi	3/02/11	01:03:35	3/02/2011	01:12:15	Feeder 857		0.140	Force Majeure		
		20110050	H016 Rocklea: Feeder 809 tripped. Trip initiated by Extreme Rain Event.	Extreme Rain Event	11/01/11	22:10:39	15/01/11	08:21:00	Feder 809		82.170	Force Majeure		
		20110050	H036 Blackwall: Feeder 8818 tripped. Trip initiated by Extreme Rain Event.	Extreme Rain Event	11/01/11	22:13:01	15/01/11	08:16:00	Feeder 8818		82.050	Force Majeure		
		20110004	T037 Collinsville: Feeder 7126/1 tripped. Trip initiated by distribution network. Powerlink plant and equipment operated as expected.	Distribution Issue	3/01/11	06:29:06	3/01/2011	08:59:08	Feeder 7126/1		2.500	3rd party		
		20110004	T039 Proserpine: Transformer 1 tripped. Trip initiated by distribution network. Powerlink plant and equipment operated as expected.	Distribution Issue	3/01/11	06:29:06	3/01/11	09:00:30		T039 Proserpine Transformer 1		2.520	3rd party	
		20110004	T039 Proserpine: Transformer 2 tripped. Trip initiated by distribution network. Powerlink plant and equipment operated as expected.	Distribution Issue	3/01/11	06:29:06	3/01/11	09:00:52		T039 Proserpine Transformer 2		2.530	3rd party	
		20110004	T037 Collinsville:Feeder 7125/1 tripped. Trip initiated by distribution network. Powerlink plant and equipment operated as expected.	Distribution Issue	3/01/11	06:29:06	3/01/11	09:02:35	Feeder 7125/1		2.560	3rd party		
		20110004	H011 Nebo: Feeder 7305 tripped. Trip initiated by distribution network. Powerlink plant and equipment operated as expected.	Distribution Issue	3/01/11	06:29:06	3/01/11	06:59:25	Feeder 7305		12.510	3rd party		
		20110004	T141 Pioneer Valley: Feeder 7238 tripped. Trip initiated by distribution network. Powerlink plant and equipment operated as expected.	Distribution Issue	3/01/11	06:29:06	4/01/11	05:53:46	Feeder 7238		23.410	3rd party		
		20110004	T038 Mackay: Feeder 7125/2 tripped. Trip initiated by distribution network. Powerlink plant and equipment operated as expected.	Distribution Issue	3/01/11	06:29:06	5/01/11	02:47:04	Feeder 7125/2		56.300	3rd party		
		20110004	T038 Mackay: Feeder 7126/2 tripped. Trip initiated by distribution network. Powerlink plant and equipment operated as expected.	Distribution Issue	3/01/11	06:29:06	6/01/11	04:33:08	Feeder 7126/2		82.070	3rd party		
		20110005	T035 Dysart: SVC 1 tripped. Trip initiated by distribution network. Powerlink plant and equipment operated as expected.	Distribution Issue	6/01/11	10:34:24	6/01/11	12:30:47		T035 Dysart SVC 1		1.940	3rd party	
		20110005	T035 Dysart: Transformer 1 tripped. Trip initiated by distribution network. Powerlink plant and equipment operated as expected.	Distribution Issue	6/01/11	10:34:58	6/01/11	12:27:08		T035 Dysart Transformer 1		1.870	3rd party	
		20110005	T035 Dysart: Transformer 2 tripped. Trip initiated by distribution network. Powerlink plant and equipment operated as expected.	Distribution Issue	6/01/11	10:34:58	6/01/11	12:28:51		T035 Dysart Transformer 2		1.900	3rd party	
		20110031	T157 Ingham South: Feeder 7135/1 tripped. Trip initiated by severe tropical cyclone.	Cyclone Yasi	2/02/11	21:48:48	11/02/11	02:07:30	Feeder 7135/1		208.310	Force Majeure		
		20110031	T049 Kareeya: Feeder 7135/2 tripped. Trip initiated by severe tropical cyclone.	Cyclone Yasi	2/02/11	21:48:48	11/02/11	02:07:30	Feeder 7135/2		208.310	Force Majeure		
		20110031	T134 Cardwell: Feeder 7135/3 tripped. Trip initiated by severe tropical cyclone.	Cyclone Yasi	2/02/11	21:48:48	11/02/11	02:07:30	Feeder 7135/3		208.310	Force Majeure		
		20110031	T134 Cardwell: Transformer 2 tripped. Trip initiated by severe tropical cyclone.	Cyclone Yasi	2/02/11	21:48:48	11/02/11	14:11:27		T134 Cardwell Transformer 2		208.380	Force Majeure	
		20110032	T053 Kamerunga: Feeder 7143 tripped. Trip initiated by generator. Powerlink plant and equipment operated as expected.	Generation Issue	2/02/11	22:10:01	3/02/11	10:49:12	Feeder 7143		12.650	3rd party		
20110032	T053 Kamerunga:Feeder 7184 tripped. Trip initiated by generator. Powerlink plant and equipment operated as expected.	Generation Issue	2/02/11	22:10:01	3/02/11	10:49:55	Feeder 7184		12.670	3rd party				

S2	Transmission circuit availability - non-critical elements	20110034	T157 Ingham South: Feeder 7134/1 tripped. Trip initiated by severe tropical cyclone.	Cyclone Yasi	2/02/11	23:45:44	8/02/11	20:32:33	Feeder 7134/1		140.780	Force Majeure		
		20110034	T048 Tully: Feeder 7134/2 tripped. Trip initiated by severe tropical cyclone.	Cyclone Yasi	2/02/11	23:45:44	8/02/11	20:32:33	Feeder 7134/2		140.780	Force Majeure		
		20110034	T134 Cardwell: Feeder 7135/3 tripped. Trip initiated by severe tropical cyclone.	Cyclone Yasi	2/02/11	23:45:44	8/02/11	20:32:33	Feeder 7134/3		140.780	Force Majeure		
		20110034	T134 Cardwell: Transformer 1 tripped. Trip initiated by severe tropical cyclone.	Cyclone Yasi	2/02/11	23:45:44	8/02/11	20:38:36		T134 Cardwell Transformer 1		140.880	Force Majeure	
		20110036	H039 Woree: Feeder 7301 tripped. Trip initiated by severe tropical cyclone.	Cyclone Yasi	3/02/11	00:41:18	5/02/11	13:45:25	Feeder 7301		61.070	Force Majeure		
		20110037	T171 El Arish: Feeder 7254 tripped. Trip initiated by severe tropical cyclone.	Cyclone Yasi	3/02/11	00:03:04	5/02/11	14:21:42	Feeder 7254		62.310	Force Majeure		
		20110038	T038 Tully: Feeder 7253 tripped. Trip initiated by severe tropical cyclone.	Cyclone Yasi	3/02/11	00:06:40	6/02/11	16:22:00	Feeder 7253		88.260	Force Majeure		
		20110039	T050 Innisfail: Feeder 7255 tripped. Trip initiated by severe tropical cyclone.	Cyclone Yasi	3/02/11	00:06:58	5/02/11	13:58:50	Feeder 7255		61.860	Force Majeure		
		20110042	H032 Chalumbin: Feeder 7191 tripped. Trip initiated by severe tropical cyclone.	Cyclone Yasi	3/02/11	00:59:36	5/02/11	12:26:49	Feeder 7191		59.450	Force Majeure		
		20110046	H013 Ross: Feeder 7156 tripped. Trip initiated by severe tropical cyclone.	Cyclone Yasi	3/02/11	02:01:06	3/02/11	02:22:05	Feeder 7156		0.350	Force Majeure		
		20110047	H013 Ross: Feeder 7156 tripped. Trip initiated by severe tropical cyclone.	Cyclone Yasi	3/02/11	02:54:20	3/02/11	03:27:07	Feeder 7156		0.550	Force Majeure		
		20110048	H013 Ross: Feeder 7156 tripped. Trip initiated by severe tropical cyclone.	Cyclone Yasi	3/02/11	03:28:05	3/02/11	14:09:19	Feeder 7156		10.690	Force Majeure		
		20110049	T162 Bundamba: Feeder 7324 tripped. Trip initiated by Extreme Rain Event.	Extreme Rain Event	12/01/11	12:38:44	13/01/11	13:10:21	Feeder 7324		24.530	Force Majeure		
		20110049	T162 Bundamba: Feeder 716 tripped. Trip initiated by Extreme Rain Event.	Extreme Rain Event	12/01/11	12:38:59	13/01/11	12:26:58	Feeder 716		23.800	Force Majeure		
		20110050	H016 Rocklea: Feeder 7209 tripped. Trip initiated by Extreme Rain Event.	Extreme Rain Event	12/01/11	18:17:14	12/01/11	22:08:07	Feeder 7209		3.850	Force Majeure		
		20110050	H016 Rocklea: Feeder 7292 tripped. Trip initiated by Extreme Rain Event.	Extreme Rain Event	12/01/11	18:17:14	12/01/11	22:08:07	Feeder 7292		3.850	Force Majeure		
		20110050	T142 Tennyson: Transformer 1 tripped. Trip initiated by Extreme Rain Event.	Extreme Rain Event	12/01/11	18:17:14	12/01/11	22:04:14		T142 Tennyson Transformer 1		3.780	Force Majeure	
		20110050	T142 Tennyson: Transformer 3 tripped. Trip initiated by Extreme Rain Event.	Extreme Rain Event	12/01/11	18:17:44	12/01/11	21:23:58		T142 Tennyson Transformer 3		3.100	Force Majeure	
		20110050	H016 Rocklea: Feeder 709 tripped. Trip initiated by Extreme Rain Event.	Extreme Rain Event	12/01/11	18:17:44	12/01/11	21:26:36	Feeder 709		3.150	Force Majeure		
		20110050	T142 Tennyson: Feeder 7196 tripped. Trip initiated by Extreme Rain Event.	Extreme Rain Event	12/01/11	18:17:44	12/01/11	21:26:36	Feeder 7196		3.150	Force Majeure		
		20110050	H016 Rocklea: Transformer 2 tripped. Trip initiated by Extreme Rain Event.	Extreme Rain Event	11/01/11	22:10:39	15/01/11	08:21:00		H016 Rocklea Transformer 2		82.170	Force Majeure	
		20110050	H016 Rocklea: Transformer 1 tripped. Trip initiated by Extreme Rain Event.	Extreme Rain Event	11/01/11	22:13:01	15/01/11	08:16:00		H016 Rocklea Transformer 1		82.050	Force Majeure	
		20110051	T053 Kamerunga: Feeder 7143 tripped. Trip initiated by generator. Powerlink plant and equipment operated as expected.	Generation Issue	3/02/11	13:58:56	3/02/11	14:25:44	Feeder 7143		0.450	3rd party		
		20110051	T053 Kamerunga: Feeder 7184 tripped. Trip initiated by generator. Powerlink plant and equipment operated as expected.	Generation Issue	3/02/11	13:58:56	3/02/11	14:26:04	Feeder 7184		0.450	3rd party		
		20110109	T037 Collinsville: Transformer 1 tripped. Trip initiated by an earthquake in the area.	Earthquake	16/04/11	15:31:39	16/04/11	18:11:45		T037 Collinsville Transformer 1		2.670	Force Majeure	
		20110149	H024 Calvale : Feeder 851 tripped. Trip initiated by generator. Powerlink plant and equipment operated as expected.	Generation Issue	16/06/11	11:20:46	16/06/11	12:11:58	Feeder 851		0.850	3rd party		
		20110150	H024 Calvale : Feeder 851 tripped. Trip initiated by generator. Powerlink plant and equipment operated as expected.	Generation Issue	16/06/11	12:37:29	16/06/11	13:05:08	Feeder 851		0.460	3rd party		
		20110151	H024 Calvale : Feeder 851 tripped. Trip initiated by generator. Powerlink plant and equipment operated as expected.	Generation Issue	16/06/11	13:07:58	16/06/11	13:51:20	Feeder 851		0.720	3rd party		
		20110153	H024 Calvale : Feeder 851 tripped. Trip initiated by generator. Powerlink plant and equipment operated as expected.	Generation Issue	22/06/11	19:15:23	22/06/11	19:59:29	Feeder 851		0.730	3rd party		
		20110158	H024 Calvale : Feeder 851 tripped. Trip initiated by generator. Powerlink plant and equipment operated as expected.	Generation Issue	30/06/11	11:05:27	30/06/11	11:49:27	Feeder 851		0.730	3rd party		
20110164	H024 Calvale : Feeder 851 tripped. Trip initiated by generator. Powerlink plant and equipment operated as expected.	Generation Issue	14/07/11	11:02:18	14/07/11	12:44:06	Feeder 851		1.700	3rd party				
20110177	T039 Proserpine: Transformer 2 tripped. Trip initiated by distribution network. Powerlink plant and equipment operated as expected.	Distribution Issue	13/08/11	11:44:13	14/08/11	16:50:53		T039 Proserpine Transformer 2		29.110	3rd party			



S3 Transmission circuit availability - peak periods	20110004	T037 Collinsville: Feeder 7126/1 tripped. Trip initiated by distribution network. Powerlink plant and equipment operated as expected.	Distribution Issue	3/01/11	06:29:06	3/01/2011	08:59:08	Feeder 7126/1		1.990	3rd party	
	20110004	T039 Proserpine: Transformer 1 tripped. Trip initiated by distribution network. Powerlink plant and equipment operated as expected.	Distribution Issue	3/01/11	06:29:06	3/01/11	09:00:30		T039 Proserpine Transformer 1	2.010	3rd party	
	20110004	T039 Proserpine: Transformer 2 tripped. Trip initiated by distribution network. Powerlink plant and equipment operated as expected.	Distribution Issue	3/01/11	06:29:06	3/01/11	09:00:52		T039 Proserpine Transformer 2	2.010	3rd party	
	20110004	T037 Collinsville:Feeder 7125/1 tripped. Trip initiated by distribution network.Powerlink plant and equipment operated as expected.	Distribution Issue	3/01/11	06:29:06	3/01/11	09:02:35	Feeder 7125/1		2.040	3rd party	
	20110004	H011 Nebo: Feeder 7305 tripped. Trip initiated by distribution network.Powerlink plant and equipment operated as expected.	Distribution Issue	3/01/11	06:29:06	3/01/11	06:59:25	Feeder 7305		11.990	3rd party	
	20110004	T141 Pioneer Valley : Feeder 7238 tripped. Trip initiated by distribution network. Powerlink plant and equipment operated as expected.	Distribution Issue	3/01/11	06:29:06	4/01/11	05:53:46	Feeder 7238		15.000	3rd party	
	20110004	H011 Nebo: SVC 1 tripped. Trip initiated by distribution network.Powerlink plant and equipment operated as expected.	Distribution Issue	3/01/11	06:29:06	4/01/11	08:36:32		H011 Nebo SVC 1	16.610	3rd party	
	20110004	T038 Mackay: Feeder 7125/2 tripped. Trip initiated by distribution network.Powerlink plant and equipment operated as expected.	Distribution Issue	3/01/11	06:29:06	5/01/11	02:47:04	Feeder 7125/2		37.780	3rd party	
	20110004	T038 Mackay: Feeder 7126/2 tripped. Trip initiated by distribution network.Powerlink plant and equipment operated as expected.	Distribution Issue	3/01/11	06:29:06	6/01/11	04:33:08	Feeder 7126/2		54.550	3rd party	
	20110005	T035 Dysart : SVC 1 tripped. Trip initiated by distribution network. Powerlink plant and equipment operated as expected.	Distribution Issue	6/01/11	10:34:24	6/01/11	12:30:47		T035 Dysart SVC 1	1.940	3rd party	
	20110005	T035 Dysart : Transformer 1 tripped. Trip initiated by distribution network.Powerlink plant and equipment operated as expected.	Distribution Issue	6/01/11	10:34:58	6/01/11	12:27:08		T035 Dysart Transformer 1	1.870	3rd party	
	20110005	T035 Dysart: Transformer 2 tripped. Trip initiated by distribution network.Powerlink plant and equipment operated as expected.	Distribution Issue	6/01/11	10:34:58	6/01/11	12:28:51		T035 Dysart Transformer 2	1.900	3rd party	
	20110018	H018 Tarong: Feeder 832 tripped. Trip initiated by Extreme Rain Event.	Extreme Rain Event	13/01/11	7:33:11 P	28/01/2011	05:15:46	Feeder 832		162.710	Force Majeure	
	20110031	T157 Ingham South: Feeder 7135/1 tripped. Trip initiated by severe tropical cyclone.	Cyclone Yasi	2/02/11	21:48:48	11/02/11	02:07:30	Feeder 7135/1		97.310	Force Majeure	
	20110031	T049 Kareeya: Feeder 7135/2 tripped. Trip initiated by severe tropical cyclone.	Cyclone Yasi	2/02/11	21:48:48	11/02/11	02:07:30	Feeder 7135/2		97.310	Force Majeure	
	20110031	T134 Cardwell: Feeder 7135/3 tripped. Trip initiated by severe tropical cyclone.	Cyclone Yasi	2/02/11	21:48:48	11/02/11	02:07:30	Feeder 7135/3		97.310	Force Majeure	
	20110031	T134 Cardwell: Transformer 2 tripped. Trip initiated by severe tropical cyclone.	Cyclone Yasi	2/02/11	21:48:48	11/02/11	14:11:27		T134 Cardwell Transformer 2	97.380	Force Majeure	
	20110032	T053 Kamerunga: Feeder 7143 tripped. Trip initiated by generator. Powerlink plant and equipment operated as expected.	Generation Issue	2/02/11	22:10:01	3/02/11	10:49:12	Feeder 7143		3.820	3rd party	
	20110032	T053 Kamerunga:Feeder 7184 tripped. Trip initiated by generator. Powerlink plant and equipment operated as expected.	Generation Issue	2/02/11	22:10:01	3/02/11	22:49:55	Feeder 7184		3.830	3rd party	
	20110034	T157 Ingham South: Feeder 7134/1 tripped. Trip initiated by severe tropical cyclone.	Cyclone Yasi	2/02/11	23:45:44	8/02/11	20:32:33	Feeder 7134/1		58.540	Force Majeure	
	20110034	T048 Tully: Feeder 7134/2 tripped. Trip initiated by severe tropical cyclone.	Cyclone Yasi	2/02/11	23:45:44	8/02/11	20:32:33	Feeder 7134/2		58.540	Force Majeure	
	20110034	T134 Cardwell: Feeder 7135/3 tripped. Trip initiated by severe tropical cyclone.	Cyclone Yasi	2/02/11	23:45:44	8/02/11	20:32:33	Feeder 7134/3		58.540	Force Majeure	
	20110034	T134 Cardwell: Transformer 1 tripped. Trip initiated by severe tropical cyclone.	Cyclone Yasi	2/02/11	23:45:44	8/02/11	20:38:36		T134 Cardwell Transformer 1	58.640	Force Majeure	
	20110036	H039 Woree: Feeder 7301 tripped. Trip initiated by severe tropical cyclone.	Cyclone Yasi	3/02/11	00:41:18	5/02/11	13:45:25	Feeder 7301		30.000	Force Majeure	
	20110037	T171 El Arish: Feeder 7254 tripped. Trip initiated by severe tropical cyclone.	Cyclone Yasi	3/02/11	00:03:04	5/02/11	14:21:42	Feeder 7254		30.000	Force Majeure	
	20110038	T038 Tully: Feeder 7253 tripped. Trip initiated by severe tropical cyclone.	Cyclone Yasi	3/02/11	00:06:40	6/02/11	16:22:00	Feeder 7253		30.000	Force Majeure	
	20110039	T050 Innisfail: Feeder 7255 tripped. Trip initiated by severe tropical cyclone.	Cyclone Yasi	3/02/11	00:06:58	5/02/11	13:58:50	Feeder 7255		30.000	Force Majeure	
	20110042	H032 Chalumbin: Feeder 7191 tripped. Trip initiated by severe tropical cyclone.	Cyclone Yasi	3/02/11	00:59:36	5/02/11	12:26:49	Feeder 7191		30.000	Force Majeure	
	20110048	H013 Ross: Feeder 7156 tripped. Trip initiated by severe tropical cyclone.	Cyclone Yasi	3/02/11	03:28:05	3/02/11	14:09:19	Feeder 7156		7.160	Force Majeure	





LOSS OF SUPPLY EVENT FREQUENCY		Event proposed for exclusion	Description of the event and its impact on the network and performance	Cause of the event	Start date	Start time	End date	End time	Circuits affected	Maximum system demand	Demand shed and time	Quantitative impact	Reasons for exclusion request	Further references
Name of any loss of supply parameters		Name of the event	Detail of the event. Such as: the action of any third parties, the actions of the TNSP, assets damaged or interrupted.	A description of the cause of the event	Start date and time of event		End date and time of event		Name of circuits or plant affected	The max system demand that occurred up until the time of the event	The (MW) demand shed and the duration it was shed for.	Impact of exclusion event on LOS Parameter	Full details of the reason/s for excluding this event. Should include a reference to the defined exclusions and explain how it meets this exclusion definition (see Exclusion definition tab). Eg. Exclusion 1.2 Third party event	A TNSP may provide further details of an exclusion event. TNSP to provide reference.
S4	Loss of supply event frequency (No of events > 0.2 system minutes)	20110004	T038 Mackay: Feeder 7125; 7126; 7305 & 7238 tripped. Trip initiated by distributor. Powerlink plant and equipment operated as expected.	Distribution Issue	3/01/11	06:28:44	3/01/11	18:00:34	Feeder 7125; 7126; 7305 & 7238	8891 MW	39 MW, 691.83 min	3.7184 system minute	3rd party	
		20110005	T035 Dysart : CB's 4412; 4422; 4812 tripped. Trip initiated by distributor. Powerlink plant and equipment operated as expected.	Distribution Issue	6/01/11	10:34:22	6/01/11	12:27:08	Circuit Breaker 4412; 4422; 4812	8891 MW	28 MW, 112.58 min	0.354 system minute	3rd party	
		20110038	T048 Tully: Feeder 7253 tripped. Trip initiated by severe tropical cyclone.	Cyclone Yasi	3/02/11	00:06:27	6/02/11	16:22:00	Feeder 7253	8891 MW	1 MW, 3754.55 min	0.422 system minute	Force Majeure	
		20110049	T162 Bundamba: Feeder 7324, 716 tripped. Trip initiated by Extreme Rain Event.	Extreme Rain Event	12/01/11	12:38:44	13/01/11	12:26:58	Feeder 7324, 716	8891 MW	8 MW, 1428 min	1.2208 system minute	Force Majeure	
		20110050	H016 Rocklea: Feeder 7209&7292&0709 tripped. T142 Tennyson: Transformer 1 & 3 and Feeder 7196 tripped. Trip initiated by Extreme Rain Event .	Extreme Rain Event	12/01/11	18:17:02	12/01/11	21:23:58	Feeder 7209, 7292, 0709, 7196 and Transformer 1 & 3	8891 MW	66 MW, 186 min	1.3843 system minute	Force Majeure	
		20110301	T134 North Goonyella Mine: Feeder 7122/3 tripped. Trip initiated by customer. Powerlink plant and equipment operated as expected.	Customer Issue	14/12/11	12:55:03	14/12/11	16:15:06	Feeder 7122/3	8891 MW	10 MW, 200.05 min	0.2250 system minute	3rd party	
S5	Loss of supply event frequency (No of events > 1.0 system minutes)	20110004	T038 Mackay: Feeder 7125; 7126; 7305 & 7238 tripped. Trip initiated by distributor. Powerlink plant and equipment operated as expected.	Distribution Issue	3/01/11	06:28:44	3/01/11	18:00:34	Feeder 7125; 7126; 7305 & 7238	8891 MW	39 MW, 691.83 min	3.7184 system minute	3rd party	
		20110049	T162 Bundamba: Feeder 7324 tripped. Trip initiated by Extreme Rain Event.	Extreme Rain Event	12/01/11	12:38:44	13/01/11	12:26:58	Feeder 7324, 716	8891 MW	8 MW, 1428 min	1.2208 system minute	Force Majeure	
		20110050	H016 Rocklea: Feeder 7209&7292&0709 tripped. T142 Tennyson: Transformer 1 & 3 and Feeder 7196 tripped. Trip initiated by Extreme Rain Event .	Extreme Rain Event	12/01/11	18:17:02	12/01/11	21:23:58	Feeder 7209, 7292, 0709, 7196 and Transformer 1 & 3	8891 MW	66 MW, 186 min	1.3843 system minute	Force Majeure	

AVERAGE OUTAGE DURATION		Event proposed for exclusion	Description of the event and its impact on the network and performance	Cause of the event	Start date	Start time	End date	End time	Circuits affected	Quantitative impact	Capped impact (if applicable)	Reasons for exclusion request	Further references
Name of any average outage duration parameters		Name of the event	Detail of the event. Such as: the action of any third parties, the actions of the TNSP, assets damaged or interrupted.	A description of the cause of the event	Start date and time of event		End date and time of event		Name of circuits or plant affected	Impact of exclusion event on AOD parameter	Impact of capped exclusion event on AOD parameter	Full details of the reason for excluding this event. Should include a reference to the defined exclusions and explain how it meets this exclusion definition (see Exclusion definition tab). Eg. Exclusion 1.2 Third party event	A TNSP may provide further details of an exclusion event. TNSP to provide reference.
		20110004	H011 Nebo: SVC 1 tripped. Trip initiated by distribution network. Powerlink plant and equipment operated as expected.	Distribution Issue	3/01/11	06:29:06	4/01/11	08:36:32	H011 Nebo SVC 1	26.120		3rd party	
		20110004	T037 Collinsville: Feeder 7126/1 tripped. Trip initiated by distribution network. Powerlink plant and equipment operated as expected.	Distribution Issue	3/01/11	06:29:06	3/01/2011	08:59:08	Feeder 7126/1	2.500		3rd party	
		20110004	T039 Proserpine: Transformer 1 tripped. Trip initiated by distribution network. Powerlink plant and equipment operated as expected.	Distribution Issue	3/01/11	06:29:06	3/01/11	09:00:30	T039 Proserpine Transformer 1	2.520		3rd party	
		20110004	T039 Proserpine: Transformer 2 tripped. Trip initiated by distribution network. Powerlink plant and equipment operated as expected.	Distribution Issue	3/01/11	06:29:06	3/01/11	09:00:52	T039 Proserpine Transformer 2	2.530		3rd party	
		20110004	T037 Collinsville: Feeder 7125/1 tripped. Trip initiated by distribution network. Powerlink plant and equipment operated as expected.	Distribution Issue	3/01/11	06:29:06	3/01/11	09:02:35	Feeder 7125/1	2.560		3rd party	



20110004	H011 Nebo:Feeder 7305 tripped. Trip initiated by distribution network.Powerlink plant and equipment operated as expected.	Distribution Issue	3/01/11	06:29:06	3/01/11	06:59:25	Feeder 7305		12.510		3rd party	
20110004	T141 Pioneer Valley :Feeder 7238 tripped. Trip initiated by distribution network.Powerlink plant and equipment operated as expected.	Distribution Issue	3/01/11	06:29:06	4/01/11	05:53:46	Feeder 7238		23.410		3rd party	
20110004	T038 Mackay: Feeder 7125/2 tripped. Trip initiated by distribution network. Powerlink plant and equipment operated as expected.	Distribution Issue	3/01/11	06:29:06	5/01/11	02:47:04	Feeder 7125/2		56.300		3rd party	
20110004	T038 Mackay: Feeder 7126/2 tripped. Trip initiated by distribution network. Powerlink plant and equipment operated as expected.	Distribution Issue	3/01/11	06:29:06	6/01/11	04:33:08	Feeder 7126/2		82.070		3rd party	
20110005	T035 Dysart : SVC 1 tripped.Trip initiated by distribution network. Powerlink plant and equipment operated as expected.	Distribution Issue	6/01/11	10:34:24	6/01/11	12:30:47		T035 Dysart SVC 1	1.940		3rd party	
20110005	T035 Dysart : Transformer 1 tripped. Trip initiated by distribution network. Powerlink plant and equipment operated as expected.	Distribution Issue	6/01/11	10:34:58	6/01/11	12:27:08		T035 Dysart Transformer 1	1.870		3rd party	
20110005	T035 Dysart : Transformer 2 tripped. Trip initiated by distribution network.Powerlink plant and equipment operated as expected.	Distribution Issue	6/01/11	10:34:58	6/01/11	12:28:51		T035 Dysart Transformer 2	1.900		3rd party	
20110018	H018 Tarong: Feeder 832 tripped. Trip initiated by Extreme Rain Event.	Extreme Rain Event	13/01/11	19:33:11	28/01/2011	05:15:46	Feeder 832		357.710	168.000	Force Majeure	
20110031	T157 Ingham South: Feeder 7135/1 tripped. Trip initiated by severe tropical cyclone.	Cyclone Yasi	2/02/11	21:48:48	11/02/11	02:07:30	Feeder 7135/1		208.310	168.000	Force Majeure	
20110031	T049 Kareeya Power Station: Feeder 7135/2 tripped. Trip initiated by severe tropical cyclone.	Cyclone Yasi	2/02/11	21:48:48	11/02/11	02:07:30	Feeder 7135/2		208.310	168.000	Force Majeure	
20110031	T134 Cardwell: Feeder 7135/3 tripped. Trip initiated by severe tropical cyclone.	Cyclone Yasi	2/02/11	21:48:48	11/02/11	02:07:30	Feeder 7135/3		208.310	168.000	Force Majeure	
20110031	T134 Cardwell: Transformer 2 tripped. Trip initiated by severe tropical cyclone.	Cyclone Yasi	2/02/11	21:48:48	11/02/11	14:11:27		T134 Cardwell Transformer 2	208.380	168.000	Force Majeure	
20110032	T053 Kamerunga:Feeder 7143 tripped. Trip initiated by generator. Powerlink plant and equipment operated as expected.	Generation Issue	2/02/11	22:10:01	3/02/11	10:49:12	Feeder 7143		12.650		3rd party	
20110032	T053 Kamerunga:Feeder 7184 tripped. Trip initiated by generator. Powerlink plant and equipment operated as expected.	Generation Issue	2/02/11	22:10:01	3/02/11	10:49:55	Feeder 7184		12.670		3rd party	
20110034	T157 Ingham South: Feeder 7134/1 tripped. Trip initiated by severe tropical cyclone.	Cyclone Yasi	2/02/11	23:45:44	8/02/11	20:32:33	Feeder 7134/1		140.780		Force Majeure	

S6

Average outage duration

20110034	T048 Tully: Feeder 7134/2 tripped. Trip initiated by severe tropical cyclone.	Cyclone Yasi	2/02/11	23:45:44	8/02/11	20:32:33	Feeder 7134/2		140.780		Force Majeure	
20110034	T134 Cardwell: Feeder 7135/3 tripped. Trip initiated by severe tropical cyclone.	Cyclone Yasi	2/02/11	23:45:44	8/02/11	20:32:33	Feeder 7134/3		140.780		Force Majeure	
20110034	T134 Cardwell: Transformer 1 tripped. Trip initiated by severe tropical cyclone.	Cyclone Yasi	2/02/11	23:45:44	8/02/11	20:38:36		T134 Cardwell Transformer 1	140.880		Force Majeure	
20110036	H039 Woree: Feeder 7301 tripped. Trip initiated by severe tropical cyclone.	Cyclone Yasi	3/02/11	00:41:18	5/02/11	13:45:25	Feeder 7301		61.070		Force Majeure	
20110037	T171 El Arish: Feeder 7254 tripped. Trip initiated by severe tropical cyclone.	Cyclone Yasi	3/02/11	00:03:04	5/02/11	14:21:42	Feeder 7254		62.310		Force Majeure	
20110038	T038 Tully: Feeder 7253 tripped. Trip initiated by severe tropical cyclone.	Cyclone Yasi	3/02/11	00:06:40	6/02/11	16:22:00	Feeder 7253		88.260		Force Majeure	
20110039	T050 Innisfail: Feeder 7255 tripped. Trip initiated by severe tropical cyclone.	Cyclone Yasi	3/02/11	00:06:58	5/02/11	13:58:50	Feeder 7255		61.860		Force Majeure	
20110042	H032 Chalumbin: Feeder 7191 tripped. Trip initiated by severe tropical cyclone.	Cyclone Yasi	3/02/11	00:59:36	5/02/11	12:26:49	Feeder 7191		59.450		Force Majeure	
20110043	H013 Ross: Feeder 857 tripped. Trip initiated by severe tropical cyclone.	Cyclone Yasi	3/02/11	01:03:35	3/02/2011	01:12:15	Feeder 857		0.140		Force Majeure	
20110046	H013 Ross: Feeder 7156 tripped. Trip initiated by severe tropical cyclone.	Cyclone Yasi	3/02/11	02:01:06	3/02/11	02:22:05	Feeder 7156		0.350		Force Majeure	
20110047	H013 Ross: Feeder 7156 tripped. Trip initiated by severe tropical cyclone.	Cyclone Yasi	3/02/11	02:54:20	3/02/11	03:27:07	Feeder 7156		0.550		Force Majeure	
20110048	H013 Ross: Feeder 7156 tripped. Trip initiated by severe tropical cyclone.	Cyclone Yasi	3/02/11	03:28:05	3/02/11	14:09:19	Feeder 7156		10.690		Force Majeure	
20110049	T162 Bundamba: Feeder 7324 tripped. Trip initiated by Extreme Rain Event.	Extreme Rain Event	12/01/11	12:38:44	13/01/11	13:10:21	Feeder 7324		24.530		Force Majeure	
20110049	T162 Bundamba: Feeder 716 tripped. Trip initiated by Extreme Rain Event.	Extreme Rain Event	12/01/11	12:38:59	13/01/11	12:26:58	Feeder 716		23.800		Force Majeure	
20110050	H016 Rocklea: Feeder 7209 tripped. Trip initiated by Extreme Rain Event.	Extreme Rain Event	12/01/11	18:17:14	12/01/11	22:08:07	Feeder 7209		3.850		Force Majeure	
20110050	H016 Rocklea: Feeder 7292 tripped. Trip initiated by Extreme Rain Event.	Extreme Rain Event	12/01/11	18:17:14	12/01/11	10:08:07	Feeder 7292		3.850		Force Majeure	
20110050	T142 Tennyson: Transformer 1 tripped. Trip initiated by Extreme Rain Event.	Extreme Rain Event	12/01/11	18:17:14	12/01/11	22:04:14		T142 Tennyson Transformer 1	3.780		Force Majeure	
20110050	T142 Tennyson: Transformer 3 tripped. Trip initiated by Extreme Rain Event.	Extreme Rain Event	12/01/11	18:17:44	12/01/11	21:23:58		T142 Tennyson Transformer 3	3.100		Force Majeure	
20110050	H016 Rocklea: Feeder 709 tripped. Trip initiated by Extreme Rain Event.	Extreme Rain Event	12/01/11	18:17:44	12/01/11	21:26:36	Feeder 709		3.150		Force Majeure	
20110050	T142 Tennyson: Feeder 7196 tripped. Trip initiated by Extreme Rain Event.	Extreme Rain Event	12/01/11	18:17:44	12/01/11	21:26:36	Feeder 7196		3.150		Force Majeure	
20110050	H016 Rocklea: Feeder 809 tripped. Trip initiated by Extreme Rain Event.	Extreme Rain Event	11/01/11	22:10:39	15/01/11	08:21:00	Feder 809		82.170		Force Majeure	
20110050	H016 Rocklea: Transformer 2 tripped. Trip initiated by Extreme Rain Event.	Extreme Rain Event	11/01/11	22:10:39	15/01/11	08:21:00		H016 Rocklea Transformer 2	82.170		Force Majeure	
20110050	H036 Blackwall: Feeder 8818 tripped. Trip initiated by Extreme Rain Event.	Extreme Rain Event	11/01/11	22:13:01	15/01/11	08:16:00	Feeder 8818		82.050		Force Majeure	
20110050	H016 Rocklea: Transformer 1 tripped. Trip initiated by Extreme Rain Event.	Extreme Rain Event	11/01/11	22:13:01	15/01/11	08:16:00		H016 Rocklea Transformer 1	82.050		Force Majeure	
20110051	T053 Kamerunga: Feeder 7143 tripped. Trip initiated by generator. Powerlink plant and equipment operated as expected.	Generation Issue	3/02/11	13:58:56	3/02/11	14:25:44	Feeder 7143		0.450		3rd party	
20110051	T053 Kamerunga: Feeder 7184 tripped. Trip initiated by generator. Powerlink plant and equipment operated as expected.	Generation Issue	3/02/11	13:58:56	3/02/11	14:25:44	Feeder 7184		0.450		3rd party	
20110109	T037 Collinsville: Transformer 1 tripped. Trip initiated by an earthquake in the area.	Natural Hazard	16/04/11	15:31:39	16/04/11	18:11:45		T037 Collinsville Transformer 1	2.670		Force Majeure	
20110149	H024 Calvale: Feeder 851 tripped. Trip initiated by generator. Powerlink plant and equipment operated as expected.	Generation Issue	16/06/11	11:20:46	16/06/11	12:11:58	Feeder 851		0.850		3rd party	
20110150	H024 Calvale: Feeder 851 tripped. Trip initiated by generator. Powerlink plant and equipment operated as expected.	Generation Issue	16/06/11	12:37:29	16/06/11	13:05:08	Feeder 851		0.460		3rd party	
20110151	H024 Calvale: Feeder 851 tripped. Trip initiated by generator. Powerlink plant and equipment operated as expected.	Generation Issue	16/06/11	13:07:58	16/06/11	13:51:20	Feeder 851		0.720		3rd party	
20110153	H024 Calvale: Feeder 851 tripped. Trip initiated by generator. Powerlink plant and equipment operated as expected.	Generation Issue	22/06/11	19:15:23	22/06/11	19:59:29	Feeder 851		0.730		3rd party	
20110158	H024 Calvale : Feeder 851 tripped. Trip initiated by generator. Powerlink plant and equipment operated as expected.	Generation Issue	30/06/11	11:05:27	30/06/11	11:49:27	Feeder 851		0.730		3rd party	
20110164	H024 Calvale : Feeder 851 tripped. Trip initiated by generator. Powerlink plant and equipment operated as expected.	Generation Issue	14/07/11	11:02:18	14/07/11	12:44:06	Feeder 851		1.700		3rd party	

20110177	T039 Proserpine: Transformer 2 tripped. Trip initiated by distribution network. Powerlink plant and equipment operated as expected.	Distribution Issue	13/08/11	11:44:13	14/08/11	16:50:53		T039 Proserpine Transformer 2	29.110		3rd party	
20110180	T039 Proserpine: Transformer 2 tripped. Trip initiated by distribution network. Powerlink plant and equipment operated as expected.	Distribution Issue	20/08/11	01:10:04	20/08/11	20:23:11		T039 Proserpine Transformer 2	19.220		3rd party	
20110200	H031 Molendinar: Transformer 12. Trip initiated by distribution network. Powerlink plant and equipment operated as expected.	Distribution Issue	17/09/11	01:34:32	17/09/11	17/09/11		H031 Molendinar Transformer 12	8.920		3rd party	
20110227	H024 Calvale : Feeder 851 tripped. Trip initiated by generator. Powerlink plant and equipment operated as expected.	Generation Issue	11/10/11	05:30:08	13/10/11	13/10/11	Feeder 851		55.660		3rd party	
20110234	H015 Lilyvale : Transformer 4 tripped. Trip initiated by distribution network. Powerlink plant and equipment operated as expected.	Distribution Issue	13/10/11	20:09:20	13/10/11	13/10/11		H015 Lilyvale Transformer 4	0.760		3rd party	
20110283	T035 Dysart: Transformer 2 tripped. Trip initiated by distribution network. Powerlink plant and equipment operated as expected.	Distribution Issue	8/12/11	21:23:33	10/12/11	19:28:50		T035 Dysart Transformer 2	46.090		3rd party	
20110297	T134 North Goonyella Mine: Feeder 7122/3 tripped. Powerlink plant and equipment operated as expected.	Customer Issue	13/12/11	13:46:52	13/12/11	14:19:57	Feeder 7122/3		0.550		3rd party	
20110301	T134 North Goonyella Mine: Feeder 7122/3 tripped. Trip initiated by customer. Powerlink plant and equipment operated as expected.	Customer Issue	14/12/11	12:55:03	14/12/11	16:15:06	Feeder 7122/3		3.330		3rd party	
20110305	T134 North Goonyella Mine: Feeder 7122/3 tripped. Powerlink plant and equipment operated as expected.	Customer Issue	22/12/11	10:56:43	22/12/11	11:04:15	Feeder 7122/3		0.130		3rd party	

**NOTE:**

This worksheet should include a list all events that are proposed for exclusion.

Each proposed exclusion should include a description of the event, a description of the impact and quantification of the impact on the network and performance. The descriptive elements should also include reasons for the exclusion request making reference to the "Exclusion Definitions" worksheet.

Each exclusion should be entered onto one row for each parameter. Where one exclusion event applies to more than one parameter, the relevant details of the event should be entered under each of the measure headings.

The TNSP must provide details for all events requested for exclusion in this template. In the event that the TNSP wishes to provide further details of an exclusion, this should be provided with the TNSP's performance report. The source of information should be referenced in this template.

**Powerlink - S1 - Transmission circuit availability - critical elements**

Performance Targets	Graph start	Collar	Target	Cap	Graph end
Transmission circuit availability - critical elements	97.80%	98.01%	99.07%	99.60%	99.80%
Weighting	-0.18%	-0.155%	0.00%	0.155%	0.18%

Performance Formulae	Formulae					Conditions			S- Calc 1	S- Calc 2			
Performance	=	-0.001550							-0.001550	-0.001550			
	=	0.146226	x	Availability	+	-0.144867	98.01%	≤	Availability	≤	99.07%	-0.000927	-0.000826
	=	0.292453	x	Availability	+	-0.289733	99.07%	≤	Availability	≤	99.60%	-0.001853	-0.001651
	=	0.001550					99.60%	<	Availability			0.001550	0.001550

Performance Outcomes	Performance (Without Exclusions)	Performance (Exclusions)
Transmission circuit availability - critical elements	= 98.436252%	98.505354%
S-Factor	= -0.092671%	-0.082566%

**NOTE:**

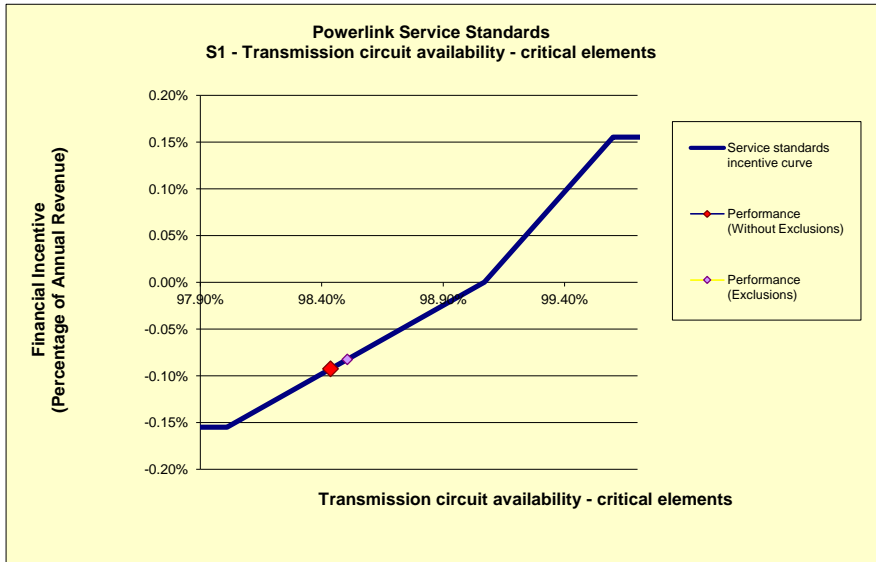
**This sheet will automatically update based on data in input sheets**

Blue cells show the TNSP's performance targets and weightings

Yellow/Green cells show the TNSP's performance formulae and related formula conditions based on performance targets and weightings

Pink cells show the TNSP's performance outcomes without any events excluded from performance data

Orange cells show the TNSP's performance outcomes with events excluded from performance data



**Powerlink - S2 - Transmission circuit availability - non-critical elements**

Performance Targets	Graph start	Collar	Target	Cap	Graph end
Transmission circuit availability - non-critical elements	97.60%	97.81%	98.40%	98.99%	99.20%
Weighting	-0.09%	-0.09%	0.00%	0.09%	0.09%

Performance Formulae	Formulae				Conditions	S- Calc 1	S- Calc 2
Performance	=	-0.000850			When: Availability < 97.81%	-0.000850	-0.000850
	=	0.144068	x	Availability	97.81% ≤ Availability ≤ 98.40%	0.000207	0.000290
	=	0.144068	x	Availability	98.40% ≤ Availability ≤ 98.99%	0.000207	0.000290
	=	0.000850			98.99% < Availability	0.000850	0.000850

Performance Outcomes	Performance (Without Exclusions)	Performance (Exclusions)
Transmission circuit availability - non-critical elements	= 98.543634%	98.601073%
S-Factor	= 0.020693%	0.028968%

**NOTE:**

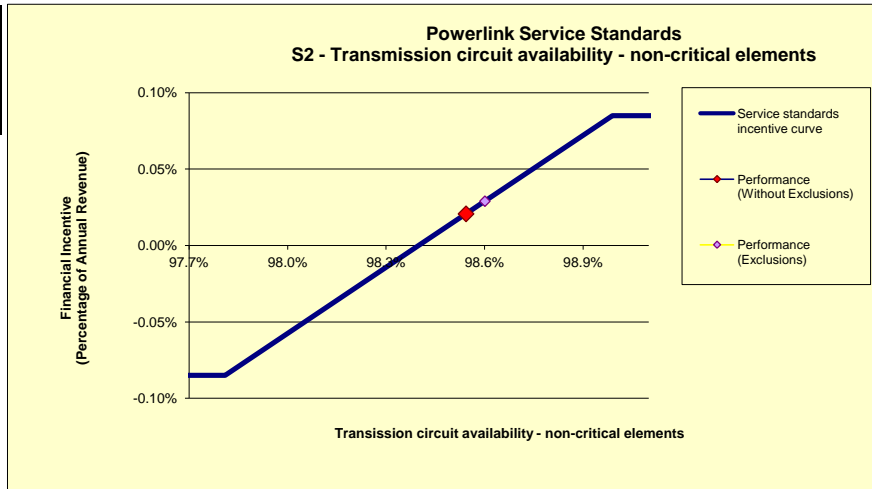
This sheet will automatically update based on data in input sheets

Blue cells show the TNSP's performance targets and weightings

Yellow/Green cells show the TNSP's performance formulae and related formula conditions based on performance targets and weightings

Pink cells show the TNSP's performance outcomes without any events excluded from performance data

Orange cells show the TNSP's performance outcomes with events excluded from performance data





**Powerlink - S3 - Transmission circuit availability - peak periods**

Performance Targets	Graph start	Collar	Target	Cap	Graph end
Transmission circuit availability - peak periods	97.30%	97.53%	98.16%	98.80%	99.00%
Weighting	-0.16%	-0.16%	0.00%	0.16%	0.16%

Performance Formulae	Formulae				Conditions	S- Calc 1	S- Calc 2
Performance	=	-0.001550			When: Availability < 97.53%	-0.001550	-0.001550
	=	0.246032	x	Availability +	97.53% ≤ Availability ≤ 98.16%	0.000411	0.000561
	=	0.242188	x	Availability +	98.16% ≤ Availability ≤ 98.80%	0.000404	0.000552
	=	0.001550			98.80% < Availability	0.001550	0.001550

Performance Outcomes	Performance (Without Exclusions)	Performance (Exclusions)
Transmission circuit availability - peak periods	98.326985%	98.387938%
S-Factor	0.040442%	0.055204%

**NOTE:**

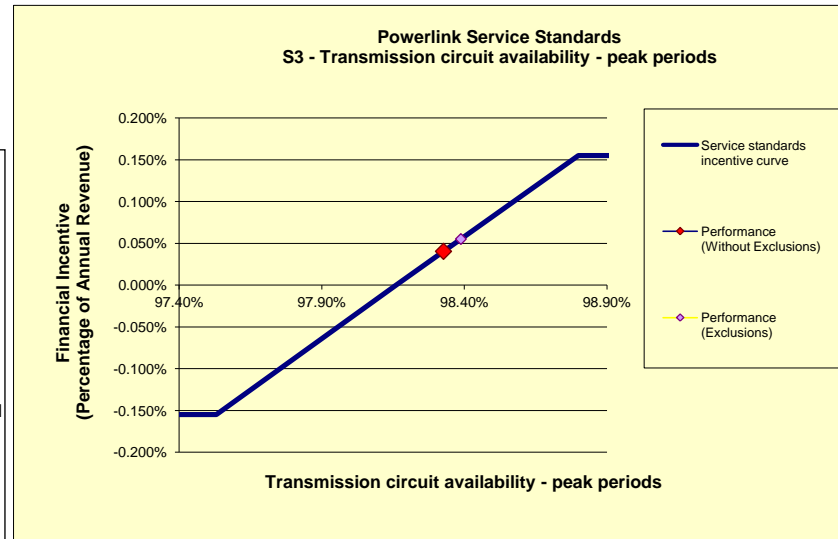
This sheet will automatically update based on data in input sheets

Blue cells show the TNSP's performance targets and weightings

Yellow/Green cells show the TNSP's performance formulae and related formula conditions based on performance targets and weightings

Pink cells show the TNSP's performance outcomes without any events excluded from performance data

Orange cells show the TNSP's performance outcomes with events excluded from performance data



**Powerlink - S4 - Loss of supply event frequency (No of events > 0.2 system minutes)**

Performance Targets	Graph start	Collar	Target	Cap	Graph end
Loss of supply event frequency (No of events > 0.2 system minutes)	10	8	5	2	-
Weighting	-0.16%	-0.155%	0.00%	0.155%	0.16%

Performance Formulae	Formulae				Conditions	S- Calc 1	S- Calc 2	
Performance	=	-0.001550			8 < No. of events	-0.001550	-0.001550	
	=	-0.000517	x	No. of events	+ 0.002583	5 ≤ No. of events ≤ 8	-0.002583	0.000517
	=	-0.000517	x	No. of events	+ 0.002583	2 ≤ No. of events ≤ 5	-0.002583	0.000517
	=	0.001550				No. of events < 2	0.001550	0.001550

Loss of supply event frequency (No of events > 0.2 system minutes)	=	Performance (Without Exclusions)	Performance (Exclusions)
Loss of supply event frequency (No of events > 0.2 system minutes)	=	10	4
S-Factor		-0.155000%	0.051667%

**NOTE:**

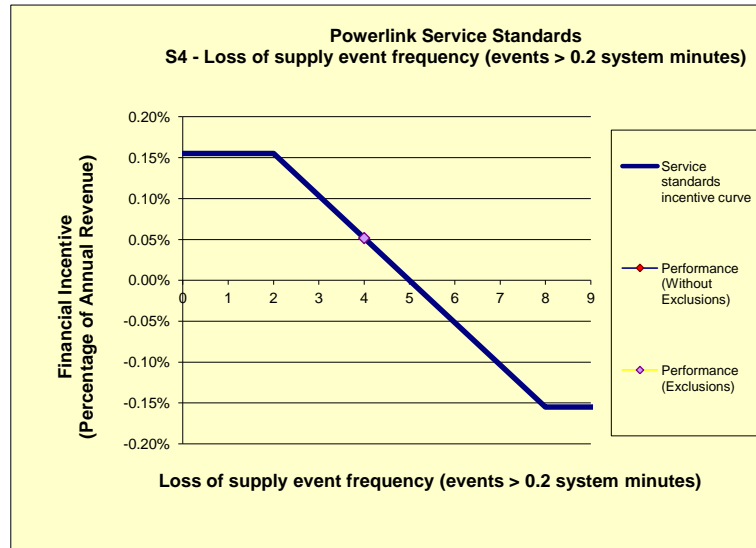
This sheet will automatically update based on data in input sheets

Blue cells show the TNSP's performance targets and weightings

Yellow/Green cells show the TNSP's performance formulae and related formula conditions based on performance targets and weightings

Pink cells show the TNSP's performance outcomes without any events excluded from performance data

Orange cells show the TNSP's performance outcomes with events excluded from performance data



**Powerlink - S5 - Loss of supply event frequency (No of events > 1.0 system minutes)**

Performance Targets	Graph start	Collar	Target	Cap	Graph end
Loss of supply event frequency (No of events > 1.0 system minutes)	5	3	1	0	0
Weighting	-0.30%	-0.300%	0.00%	0.300%	0.30%

Performance Formulae	Formulae					Conditions		S- Calc 1	S- Calc 2
Performance	=	-0.003000				3	< No. of events	-0.003000	-0.003000
	=	-0.001500	x	No. of events	+	1	≤ No. of events ≤ 3	-0.003000	0.001500
	=	-0.003000	x	No. of events	+	0	≤ No. of events ≤ 1	-0.006000	0.003000
	=	0.003000					No. of events = 0	0.003000	0.003000

Loss of supply event frequency (No of events > 1.0 system minutes)	=	Performance (Without Exclusions)	Performance (Exclusions)
Loss of supply event frequency (No of events > 1.0 system minutes)	=	3	0
S-Factor	=	-0.300000%	0.300000%

**NOTE:**

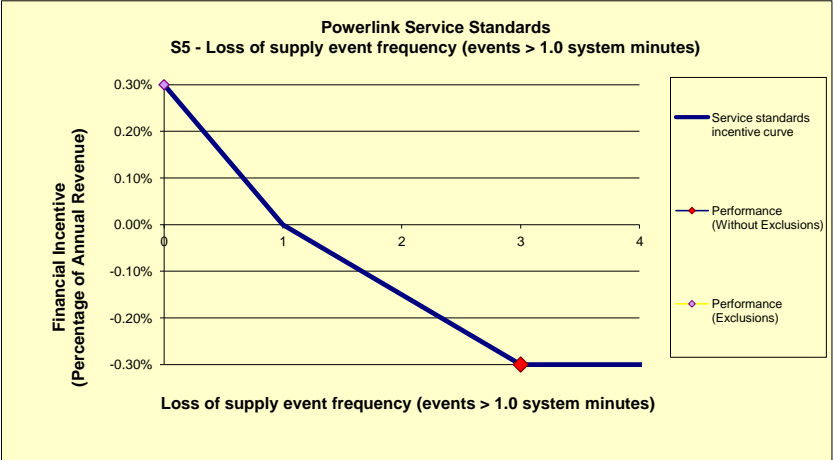
This sheet will automatically update based on data in input sheets

Blue cells show the TNSP's performance targets and weightings

Yellow/Green cells show the TNSP's performance formulae and related formula conditions based on performance targets and weightings

Pink cells show the TNSP's performance outcomes without any events excluded from performance data

Orange cells show the TNSP's performance outcomes with events excluded from performance data



**Powerlink - S6 - Average outage duration**

Performance Targets	Graph start	Collar	Target	Cap	Graph end
Average outage duration	1,827	1,627	1,033	439	-
Weighting	-0.15%	-0.150%	0.00%	0.150%	0.15%

Performance Formulae	Formulae				Conditions	S- Calc 1	S- Calc 2
Performance	=	-0.001500			1627 < Duration	-0.001500	-0.001500
	=	-0.000003	x	Duration	+ 1033 ≤ Duration ≤ 1,627	-0.000036	0.000677
	=	-0.000003	x	Duration	+ 439 ≤ Duration ≤ 1,033	-0.000036	0.000677
	=	0.001500			Duration < 439	0.001500	0.001500

Average outage duration	=	Performance (Without Exclusions)	Performance (Exclusions)
Average outage duration	=	1047.287286	764.993360
S-Factor	=	-0.003608%	0.067678%

**NOTE:**

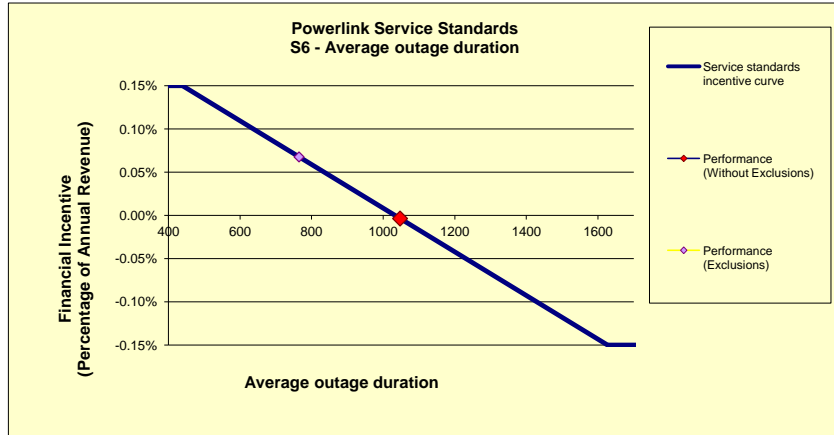
**This sheet will automatically update based on data in input sheets**

Blue cells show the TNSP's performance targets and weightings

Yellow/Green cells show the TNSP's performance formulae and related formula conditions based on performance targets and weightings

Pink cells show the TNSP's performance outcomes without any events excluded from performance data

Orange cells show the TNSP's performance outcomes with events excluded from performance data



## Powerlink - Revenue Calculation

Revenue cap information	
Base year allowed revenue	\$536,810,000
Base year	2007-08
X-factor	-7.61%
Commencement of regulatory period	1-Jul-07

Annual revenue adjusted for CPI	Mar-07	Mar-08	Mar-09	Mar-10	Mar-11	Mar-12
CPI	155.6	162.2	166.2	171.0	176.7	-

Nominal annual revenue	2007-08	2008-09	2009-10	2010-11	2011-12
Allowed Revenue	\$536,810,000	\$602,163,582	\$663,968,211	\$735,131,461	\$817,444,131

Calendar year revenue	2007	2008	2009	2010	2011	2012
Revenue	\$268,405,000	\$569,486,791	\$633,065,896	\$699,549,836	\$776,287,796	

### NOTE:

This sheet will automatically update based on data on input sheets.

Grey cells show calendar year revenue

Green cells are for formula



## Powerlink - Performance outcomes

Revenue calendar year

\$776,287,796

S	Performance parameter	Target	Performance without exclusions			Performance with exclusions			Impact of exclusions
			Performance	S-Factor	Final Incentive	Performance	S-Factor	Final Incentive	
S1	Transmission circuit availability - critical elements	99.07%	98.436252%	-0.092671%	-\$719,391	98.505354%	-0.082566%	-\$640,951	0.010105%
S2	Transmission circuit availability - non-critical elements	98.40%	98.543634%	0.020693%	\$160,637	98.601073%	0.028968%	\$224,876	0.008275%
S3	Transmission circuit availability - peak periods	98.16%	98.326985%	0.040442%	\$313,944	98.387938%	0.055204%	\$428,540	0.014762%
S4	Loss of supply event frequency (No of events > 0.2 system minutes)	5	10	-0.155000%	-\$1,203,246	4	0.051667%	\$401,082	0.206667%
S5	Loss of supply event frequency (No of events > 1.0 system minutes)	1	3	-0.300000%	-\$2,328,863	0	0.300000%	\$2,328,863	0.600000%
S6	Average outage duration	1033	1047	-0.003608%	-\$28,008	765	0.067678%	\$525,380	0.071286%
<b>TOTALS</b>				-0.490144%	-\$3,804,927		0.420951%	\$3,267,790	0.911095%

**NOTE: This sheet will automatically update based on data in input sheets.**

Grey cell shows relevant calendar year revenue

Green cells show performance measure targets

Pink cells show performance, s-factor results and financial incentive without exclusions

Orange cells show performance, s-factor results and financial incentive with exclusions

Blue cells show the impact of exclusions on revenue

Aggregate outcome	
S-factor	0.420951%
Financial Incentive	\$3,267,790
Financial year affected by financial incentive	2012/13

## Powerlink - Defined exclusions

No. Parameter 1 - Circuit availability - critical elements		
Defined exclusions	Further description of exclusion	Reference
1.1 Unregulated transmission assets		Service standards guidelines
1.2 3rd party outage	Any outages shown to be caused by a fault or other event on a '3rd party system' e.g. intertrip signal, generator outage, customer installation	Service standards guidelines
1.3 Force majeure		Service standards guidelines
1.4 Any outage not affecting Powerlink's primary transmission equipment.		Appendix D, Powerlink revenue cap decision 2007-08 to 2011-12
1.5 Faults originating from Powerlink owned equipment that affect primary plant or equipment owned by a distributor, connected customer or a generator.		Appendix D, Powerlink revenue cap decision 2007-08 to 2011-12
Parameter 2 - Circuit availability - non-critical elements		
Defined exclusions	Further description of exclusion	Reference
2.1 Unregulated transmission assets		Service standards guidelines
2.2 3rd party outage	Any outages shown to be caused by a fault or other event on a '3rd party system' e.g. intertrip signal, generator outage, customer installation	Service standards guidelines
2.3 Force majeure		Service standards guidelines
2.4 Any outage not affecting Powerlink's primary transmission equipment.		Appendix D, Powerlink revenue cap decision 2007-08 to 2011-12
2.5 Faults originating from Powerlink owned equipment that affect primary plant or equipment owned by a distributor, connected customer or a generator.		Appendix D, Powerlink revenue cap decision 2007-08 to 2011-12
Parameter 3 - Circuit availability - peak hours		
Defined exclusions	Further description of exclusion	Reference
3.1 Unregulated transmission assets		Service standards guidelines
3.2 3rd party outage	Any outages shown to be caused by a fault or other event on a '3rd party system' e.g. intertrip signal, generator outage, customer installation	Service standards guidelines
3.3 Force majeure		Service standards guidelines
3.4 Any outage not affecting Powerlink's primary transmission equipment.		Appendix D, Powerlink revenue cap decision 2007-08 to 2011-12
3.5 Faults originating from Powerlink owned equipment that affect primary plant or equipment owned by a distributor, connected customer or a generator.		Appendix D, Powerlink revenue cap decision 2007-08 to 2011-12
Parameter 4 - Loss of supply event frequency (No. of events > 0.2 system mins)		
Defined exclusions	Further description of exclusion	Reference
4.1 Unregulated transmission assets (eg some connection assets)		Service standards guidelines
4.2 3rd party outage	Any outages shown to be caused by a fault or other event on a '3rd party system' e.g. intertrip signal, generator outage, customer installation	Service standards guidelines
4.3 Planned outages		Service standards guidelines
4.4 Force majeure		Service standards guidelines
Parameter 5 - Loss of supply event frequency (No. of events > 1.0 system mins)		
Defined exclusions	Further description of exclusion	Reference
5.1 Unregulated transmission assets		Service standards guidelines
5.3 3rd party outage	Any outages shown to be caused by a fault or other event on a '3rd party system' e.g. intertrip signal, generator outage, customer installation	Service standards guidelines
5.4 Planned outages		Service standards guidelines
5.5 Force majeure		Service standards guidelines
Parameter 6 - Average outage duration		
Defined exclusions	Further description of exclusion	Reference
6.1 Momentary interruptions (less than one minute)		Service standards guidelines
6.3 Planned outages		Service standards guidelines
6.5 Force majeure		Service standards guidelines